

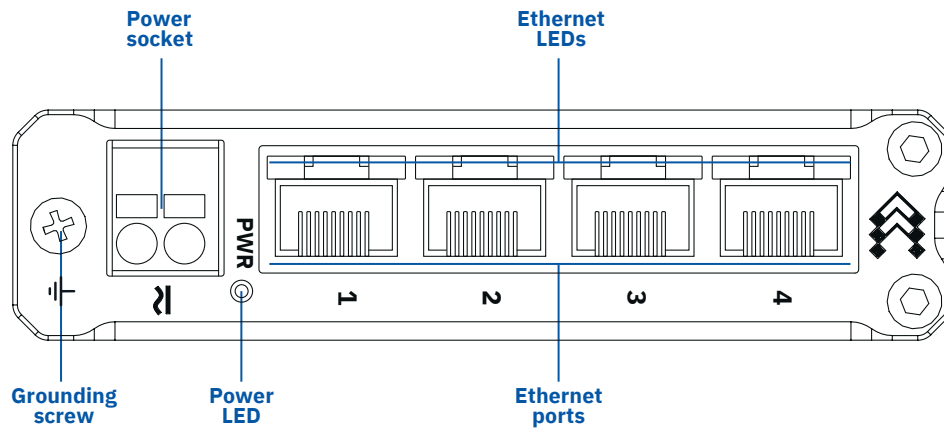


TSW304

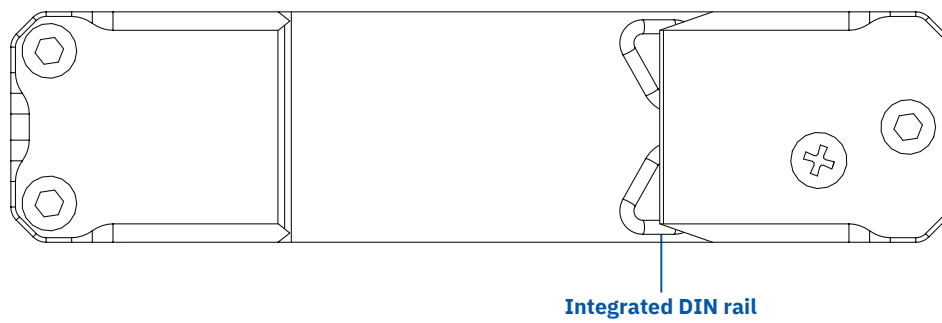


HARDWARE

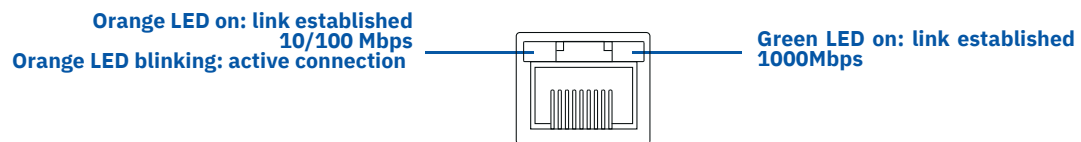
FRONT VIEW



BACK VIEW



RJ45 LED MEANING



FEATURES

ETHERNET

LAN	4 x ETH ports, 10/100/1000 Mbps, supports auto MDI/MDIX crossover
IEEE 802.3 series standards	802.3i, 802.3u, 802.3ab, 802.3x, 802.3az

PERFORMANCE SPECIFICATIONS

Bandwidth (Non-blocking)	8 Gbps
Packer buffer	128 KB
MAC address table size	2K entries
Jumbo frame support	9216 bytes

POWER

Connector	2-pin industrial DC power socket
Input voltage range	7 - 57 VDC; 9 - 40 VAC
PoE (passive)	Possibility to power up through ETH1 ports, not compatible with IEEE802.3af, 802.3at and 802.3bt standards, Mode B, 9 - 30 VDC
Power consumption	Idle: 0.26 W / Max: 1.44 W

PHYSICAL INTERFACES

Ethernet	4 x RJ45 ports, 10/100/1000 Mbps
Status LEDs	8 x LAN status LEDs, 1 x Power LED
Power	1 x 2-pin industrial DC power socket
Other	1 x Grounding screw

PHYSICAL SPECIFICATION

Casing material	Aluminum housing
Dimensions (W x H x D)	102 x 25 x 81.5 mm
Weight	210 g
Mounting options	DIN rail or wall mounting

OPERATING ENVIRONMENT

Operating temperature	-40 °C to 75 °C
Operating humidity	10% to 90% non-condensing
Ingress Protection Rating	IP30

REGULATORY & TYPE APPROVALS

Regulatory	CE/RED, UKCA, CB, EAC, RoHS, REACH, CITC, ANRT, RCM, GITEKI, FCC, IC
------------	--

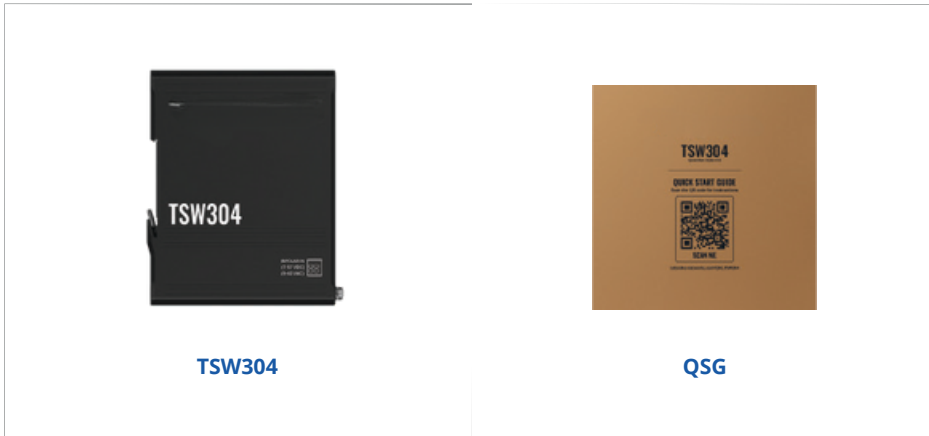
SAFETY

Standards	EN IEC 62368-1:2020+A11:2020
-----------	------------------------------

WHAT'S IN THE BOX?

STANDARD PACKAGE CONTAINS

- TSW304
- QSG (Quick Start Guide)
- Packaging box



STANDARD ORDER CODES

PRODUCT CODE	HS CODE	HTS CODE	PACKAGE CONTAINS
TSW304 000000	851762	8517.62.00	Standard package

For more information on all available packaging options – please contact us directly.

TSW304 SPATIAL MEASUREMENTS & WEIGHT

MAIN MEASUREMENTS

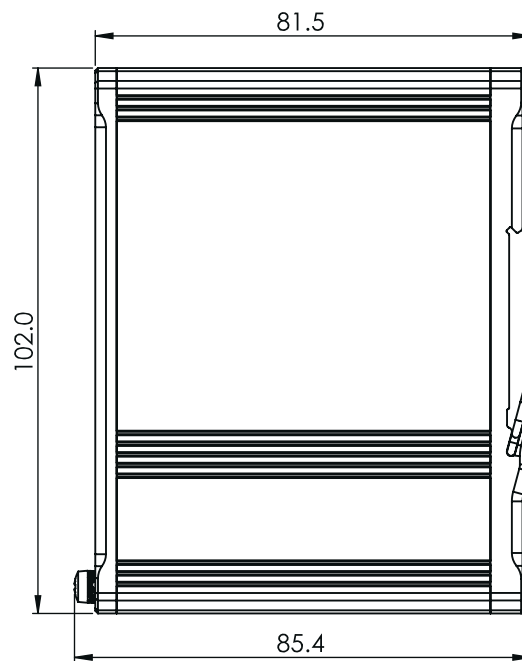
W x H x D dimensions for TSW304:

Device housing*: 102 x 25 x 81.5 mm

Box: 173 x 71 x 148 mm


TOP VIEW

The figure below depicts the measurements of TSW304 and its components as seen from the top:



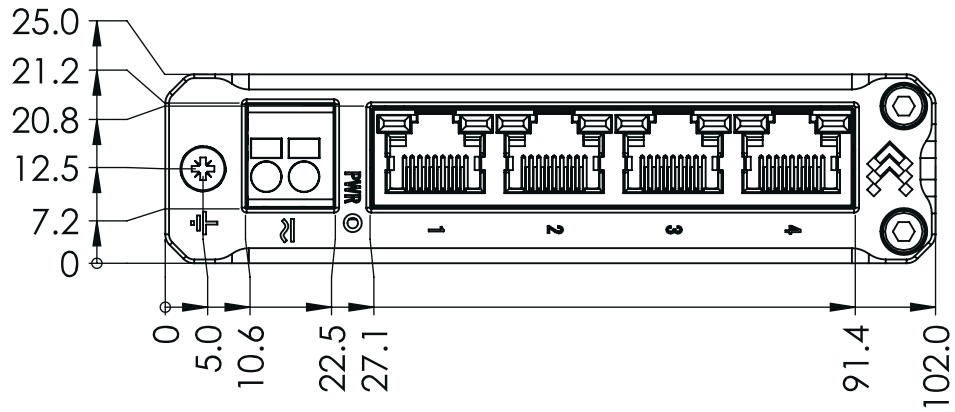
RIGHT VIEW

The figure below depicts the measurements of TSW304 and its components as seen from the right side:



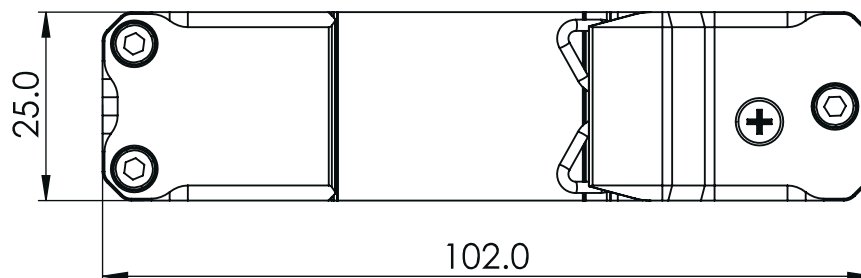
FRONT VIEW

The figure below depicts the measurements of TSW304 and its components as seen from the front panel side:



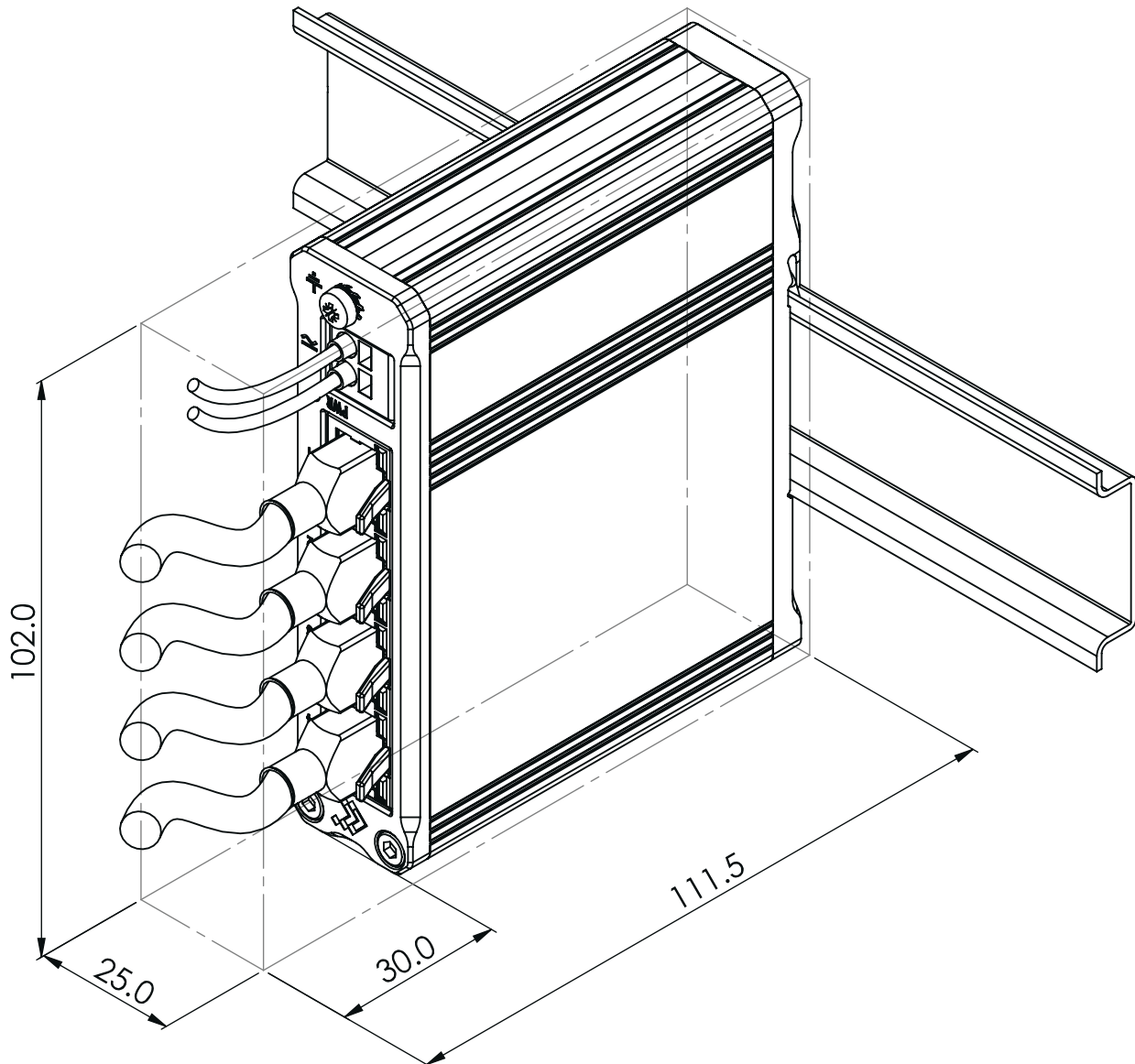
REAR VIEW

The figure below depicts the measurements of TSW304 and its components as seen from the back panel side:



MOUNTING SPACE REQUIREMENTS

The figure below depicts an approximation of the device's dimensions when cables and antennas are attached:



DIN RAIL

The scheme below depicts protrusion measurements of an attached DIN Rail:

