



Better Inside, More in Sight

V3.2



+39 0521 694 164

info@erre1.it

www.erre1.it www.syby.it

Via Novella 13, 43058 Sorbolo Mezzani (PR) Italy

Milesight



CONTENTS

P 07

LoRaWAN® Gateway

Enable All-Round Connectivity

- Mini LoRaWAN® Gateway UG63
- Industrial LoRaWAN® Gateway UG56
- Semi-Industrial LoRaWAN® Gateway
- UG65 Outdoor LoRaWAN® Gateway UG67
- Ultra Low Power Solar LoRaWAN® Gateway SG50
- Uninterruptible Power Supply UPS01



P 12

Wi-Fi HaLow Gateway

Wi-Fi HaLow Gateway HL31



P 14

iBox Kit Series

Kick off IoT PoCs with LoRaWAN® Demo Kits

- iBox IAQ Kit
- iBox CoWork Kit
- iBox Smart Building Kit
- iBox Smart Restroom Kit
- iBox Smart Agriculture Kit



P 15

Occupancy & People Counting Sensor

Get Informed with 100% Anonymity

- AI Workplace Occupancy Sensor
- VS121 AI ToF People Counting Sensor
- VS133 Cubicle Occupancy Sensor
- VS330
- Desk & Seat Occupancy Sensor
- VS340/VS341 Passage People Counter



P 21

Smart Office CoWork Series

Explore the Potential of Workplace

- Smart Button WS101
- Smart Scene Panel WS136 & WS156
- Smart Fill Level Monitoring Sensor WS201
- PIR & Light Sensor WS202
- Motion & TH Sensor WS203
- Wire-Free Magnetic Contact Switch WS301
- Sound Level Sensor WS302
- Mini Leak Detection Sensor WS303
- Smart Wall Switch WS50x
- Smart Wall Socket WS51x
- Smart Portable Socket WS523
- Smart Light Controller WS558



P 33

Indoor Gas Sensor

Detect NH₃ and More Accurately

- Gas Detector GS101
- Bathroom Odor Detector GS301



P 35

Indoor Air Quality (IAQ) Sensor

See CO₂ and More Directly

- 2-in-1 IAQ Sensor AM102/AM102L
- 3-in-1 IAQ Sensor AM103/AM103L
- 7-in-1 IAQ Sensor AM107
- 9-in-1 IAQ Sensor AM307(L)/AM308(L) /AM319(L)



P 39

IoT Display

Integrate Connectivity and Applications in One

- IoT E-ink Display DS3604





P 41

Building & Urban Environment Monitoring Sensor

Develop Smart Cities with Milesight EM300 Series

- Capacitive Level Sensor EM300-CL
- CLPulse Counter EM300-DI
- Magnetic Contact Switch EM300-MCS
- Membrane Leakage Detection Sensor EM300-MLD
- Temperature & Humidity Sensor EM300-TH
- Leak Detection Sensor EM300-SLD/ZLD
- Tilt Sensor EM310-TILT
- Ultrasonic Distance/Level Sensor EM310-UDL
- FDA Approved Temperature & Humidity Sensor EM320-TH
- FDA Approved Tilt Sensor EM320-TILT



P 52

Distance/Level Measurement Sensor

Discover New Possibilities with Milesight EM400 Series

- ToF Laser Distance Sensor EM400-TLD
- Multifunctional Ultrasonic Distance Sensor EM400-MUD
- Ultrasonic Distance Sensor EM400-UDL



P 55

Asset Tracker

Protect and Manage Critical Assets at All Times

- Outdoor Asset Tracker AT101



P 56

Industrial & Suburban Environment Monitoring Sensor

Build Smart World with Milesight EM500 Series

- CO₂ Sensor (4 in 1) EM500-CO₂
- Light Sensor EM500-LGT
- Pipe Pressure Sensor EM500-PP
- Industrial Temperature Sensor EM500-PT100
- Ultrasonic Distance/Level Sensor EM500-UDL
- Soil Moisture, Temperature and Electrical Conductivity Sensor EM500-SMTC
- Submersible Water Level Sensor EM500-SWL



P 63

Temperature Sensor

Safeguard Freshness for Better Wellness

- Insertion Temperature Sensor TS101
- LoRaWAN® Temperature Sensor



P 65

LoRaWAN® Smart Thermostat and Radiator

Smart Heating & Cooling Controls with Milesight WT Series

- Smart Radiator Thermostat WT101
- Smart Thermostat WT201
- Fan Coil Thermostat WT301/WT302



CONTENTS

IoT Weather Station

Measure Atmospheric Conditions Precisely

- IoT Weather Station Standard Version
- WTS305IoT Weather Station Pro Version



Milesight IoT Cloud

User-Friendly and Effortless Management

- Milesight IoT Cloud



Connectivity Suite

Remote and Bulk Management

- DeviceHub
- Milesight VPN

IoT Controller Series

Empower Automatic and Intelligent Control

- Modbus to LoRaWAN® IoT Controller
- UC100LoRaWAN®/4G IoT Controller
- UC300
- Multi-Interface LoRaWAN® Controller UC50x
- LoRaWAN® Solenoid Valve Controller UC51x



CONTENTS



Sensing by Products

Ingest the original environment from the sensing devices, whether they are network cameras or environmental sensors.



Insight on Environment

Through IoT technologies, convert the original resource into visualized, automated, and value-added data that is critical to the physical world.



Drive the Digital World

Massive critical information about the environment gathered becomes insights. The outcome, such as decision-making and future planning, tells us how to create a more efficient and intelligent world.

| Digital Sensing | Connectivity | Interaction | Application |
|----------------------|--|--|---|
| <p>Sensing Nodes</p> | <p>LoRaWAN® Gateway</p> <p>4G/5G Industrial Routers</p> <p>5G Super-Speed Suit</p> | <p>IoT Display</p> <p>IoT Display</p> | <p>Smart Workplace</p> <p>Smart City</p> <p>Smart Agriculture</p> |

Mini LoRaWAN® Gateway

UG63 is a mini-sized indoor LoRaWAN® gateway that fits the LoRaWAN® network coverage for blind spots and standalone deployment.



Overall Features

- Mini Size for Flexible Installation
- Gateway Fleet for Better Blind Spot Coverage
- Semtech SX1302 Chip for Standalone Deployment
- Embedded Network Server Compatible with TTN, ChirpStack, Everynet, Senet, etc.

UG63

| Model | | UG63 |
|--------------------------|--------------------|---|
| LoRaWAN® | Chipset | SX1302, 8 Channels (Half-duplex) |
| | Frequency | CN470/RU864/IN865/EU868/US915/AU915/KR920/AS923-1&2&3&4 |
| Connectivity | Ethernet | 1 x 10/100Mbps (1 x WAN) |
| | Cellular(Opt.) | 1 x SIM-3FF |
| | Wi-Fi | IEEE 802.11 b/g/n, 2.4GHz, AP Mode |
| Hardware | CPU | Dual-core 240MHz, 32-bit Xtensa® LX7 |
| | Power Supply | ① 5VDC by Type-C Port ⌈ 802.3af PoE via PoE Splitter M 5-12 VDC by Terminal Block |
| Physical Characteristics | Ingress Protection | IP30 |
| | Installation | Desktop, Wall Mounting, Ceiling Mounting |

Industrial LoRaWAN® Gateway

UG56 is a high-performance 8-channel LoRaWAN® gateway that offers reliable connectivity for industrial applications.



Overall Features

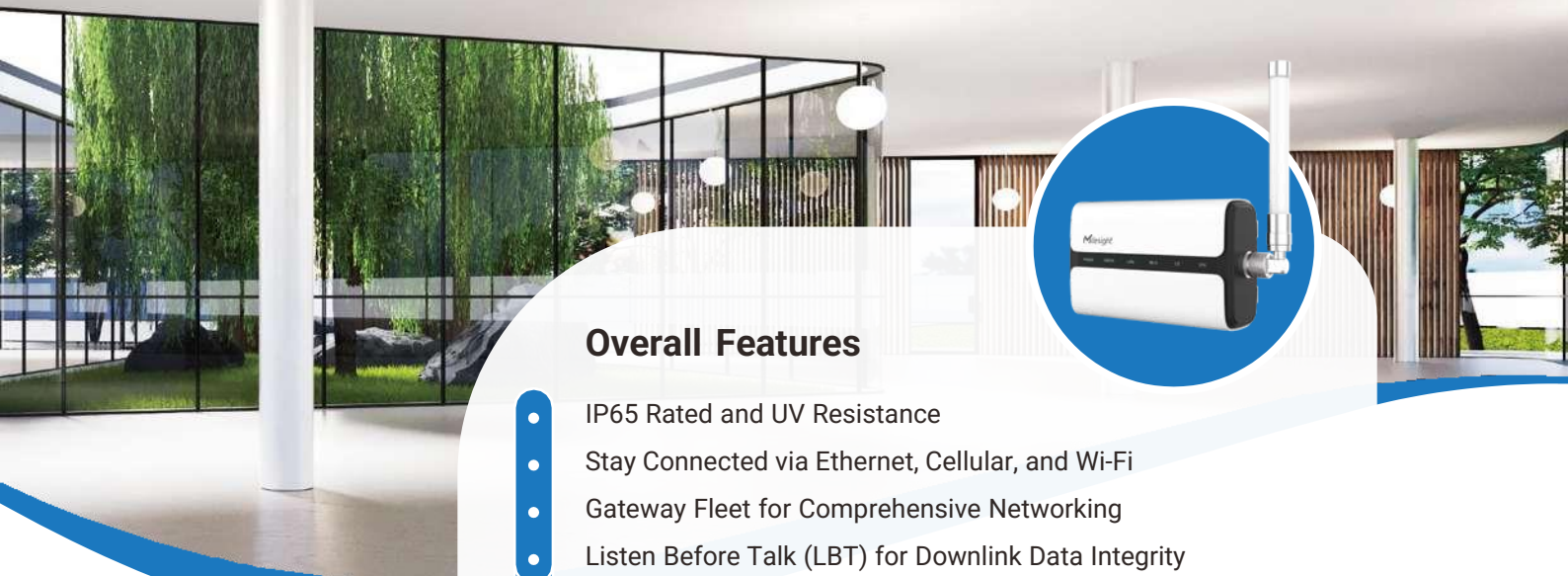
- Industrial-Grade Design with Compact Size Stay
- Connected via Ethernet, Cellular, and Wi-Fi
- Gateway Fleet for Comprehensive Networking
- Listen Before Talk (LBT) for Downlink Data Integrity
- Semtech SX1302 Chip with High-Performance Quad-Core CPU
- Embedded Network Server Compatible with TTN, ChirpStack, Everynet, Senet, etc.
- BACnet/IP Support for Seamless Integration into Existing Building Management Systems (BMS)

UG56

| Model | | UG56 |
|--------------------------|--------------------|---|
| LoRaWAN® | Chipset | SX1302, 8 Channels (Half-duplex) |
| | Antenna | 1 x 50 Ω SMA Connector (Center PIN: SMA Female) |
| | Frequency | CN470/IN865/EU868/RU864/US915/AU915/KR920/AS923-1&2&3&4 |
| | Protocol | V1.0 Class A/Class B/Class C and V1.0.2 Class A/Class B/Class C |
| Connectivity | Ethernet | 1 x RJ45 PoE PD Port, 10/100 Base-T (IEEE 802.3) |
| | Wi-Fi | IEEE 802.11b/g/n, 2.4 GHz |
| | Cellular (Opt.) | 1 x Mini SIM-2FF Slot, Support Global GSM/3G/4G LTE Frequency Bands |
| Hardware | CPU | Quad-core 1.3 GHz, 64-bit ARM Cortex-A35 |
| | Power Supply | ① 1 x 802.3af Standard PoE Input ⌈ 5V, 2A by Type-C Port |
| Physical Characteristics | Ingress Protection | IP30 |
| | Dimension | 110 x 75 x 24 mm (4.33 x 2.95 x 0.94 in) |
| | Installation | Desktop, Wall Mounting |

Semi-Industrial LoRaWAN® Gateway

UG65 is a robust 8-channel LoRaWAN® gateway that is ideally suited to smart office, smart building and many other indoor applications.



Overall Features

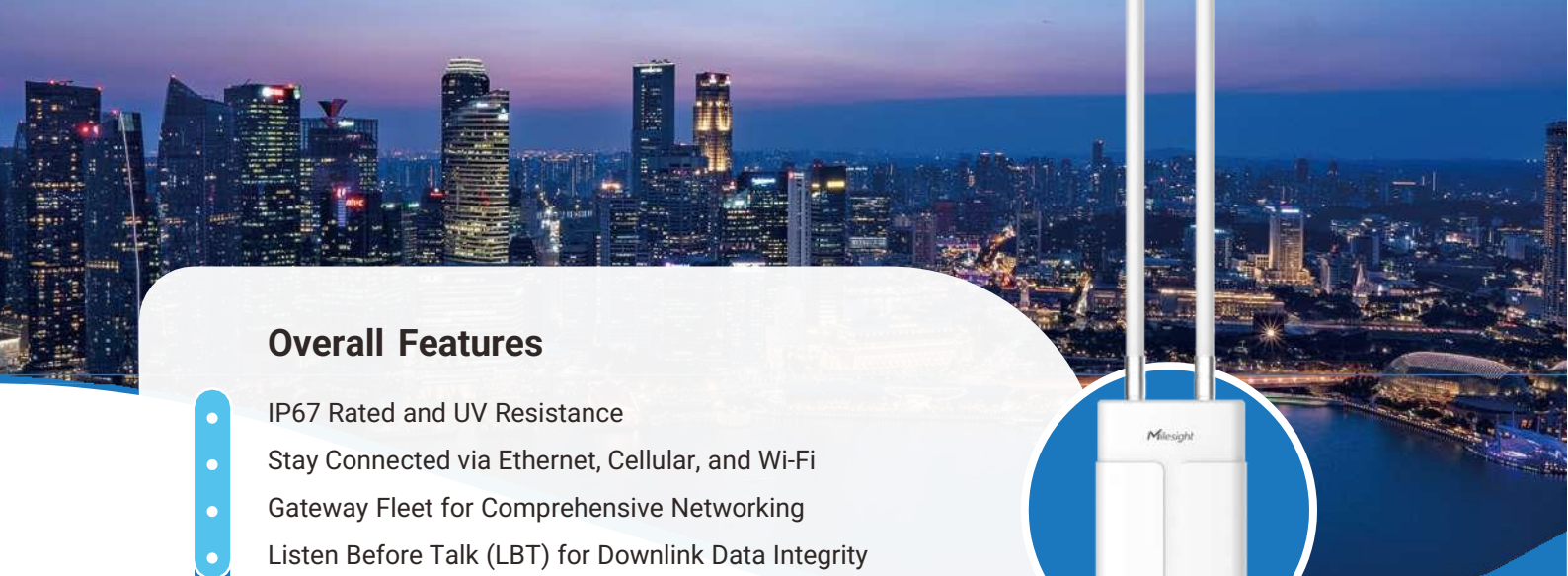
- IP65 Rated and UV Resistance
- Stay Connected via Ethernet, Cellular, and Wi-Fi
- Gateway Fleet for Comprehensive Networking
- Listen Before Talk (LBT) for Downlink Data Integrity
- Semtech SX1302 Chip with High-Performance Quad-Core CPU
- Embedded Network Server Compatible with Actility, AWS, TTN, ChirpStack, Everynet, Senet, etc.
- BACnet/IP Support for Seamless Integration into Existing Building Management Systems (BMS)

UG65

| Model | | UG65 |
|--------------------------|--------------------|---|
| LoRaWAN® | Chipset | SX1302, 8 Channels (Half/Full-duplex) |
| | Antenna | 1 x 50 Ω N-Female External Connector (Opt.) |
| | Frequency | CN470/IN865/EU868/RU864/US915/AU915/KR920/AS923-1&2&3&4 |
| | Protocol | V1.0 Class A/Class B/Class C and V1.0.2 Class A/Class B/Class C |
| Connectivity | Ethernet | 1 x RJ45 PoE PD Port, 10/100/1000 Base-T (IEEE 802.3) |
| | Wi-Fi | IEEE 802.11b/g/n, 2.4 GHz |
| | Cellular (Opt.) | 1 x Mini SIM-2FF Slot, Support Global GSM/3G/4G LTE Frequency Bands |
| Hardware | Processor | Quad-core 1.5 GHz, 64-bit ARM Cortex-A53 |
| | Built-in | Watchdog, RTC, Timer |
| | Power Supply | ① 1 x 802.3 af Standard PoE Input ∟ 9 ~ 24 VDC by DC Male Jack Connector |
| Physical Characteristics | Ingress Protection | IP65 |
| | Dimension | 180 x 110 x 56.5 mm (7.09 x 4.33 x 2.22 in) |
| | Installation | Desktop, Wall or Pole Mounting |

Outdoor LoRaWAN® Gateway

UG67 is a robust 8-channel LoRaWAN® gateway that is well-matched to smart agriculture, smart metering and many other outdoor applications.



Overall Features

- IP67 Rated and UV Resistance
- Stay Connected via Ethernet, Cellular, and Wi-Fi
- Gateway Fleet for Comprehensive Networking
- Listen Before Talk (LBT) for Downlink Data Integrity
- Semtech SX1302 Chip with High-Performance Quad-Core CPU
- Embedded Network Server Compatible with Actility, AWS, TTN, ChirpStack, Everynet, Senet, etc.
- BACnet/IP Support for Seamless Integration into Existing Building Management Systems (BMS)

UG67

| Model | | UG67 |
|--------------------------|--------------------|---|
| LoRaWAN® | Chipset | SX1302, 8 Channels (Half/Full-duplex) |
| | Antenna | 2 x 50 Ω N-Female External Connectors |
| | Frequency | CN470/IN865/EU868/RU864/US915/AU915/KR920/AS923-1&2&3&4 |
| | Protocol | V1.0 Class A/Class B/Class C and V1.0.2 Class A/Class B/Class C |
| Connectivity | Ethernet | 1 x RJ45 PoE PD Port, 10/100/1000 Base-T (IEEE 802.3) |
| | Wi-Fi | IEEE 802.11b/g/n, 2.4 GHz |
| | Cellular (Opt.) | 1 x Mini SIM-2FF Slot, Support Global GSM/3G/4G LTE Frequency Bands |
| | GPS | Support (Internal Antenna) |
| Hardware | Processor | Quad-core 1.5 GHz, 64-bit ARM Cortex-A53 |
| | Built-in | Watchdog, RTC, Timer |
| | Power Supply | ① 1 x 802.3 af Standard PoE Input ∟ 12 VDC with M12 Connector |
| Physical Characteristics | Ingress Protection | IP67 |
| | Dimension | 240 x 164 x 90.9 mm (9.45 x 6.46 x 3.58 in) |
| | Installation | Wall or Pole Mounting |

Ultra Low Power Solar LoRaWAN® Gateway

SG50 is an optimal outdoor LoRaWAN® gateway especially for outdoor environments with limited power availability. It features a reliable 25Ah internal battery, ensuring typical operation for 4 days without sunlight.



Overall Features

- Built-in Rechargeable Batteries & Solar Panel Support
- Typical Use for up to 4 Days without SunlightSupport
- Cellular Backhaul Network
- Easy Deployment, Even in Remote Regions
- Highly Efficient & Advanced Power Management Design
- Highly Compatible with Mainstream Network Servers

SG50

| Model | | SG50 |
|--------------------------|--------------------|---|
| LoRaWAN® | Chipset | SX1302, 8 Channels (Half-duplex) |
| | Antenna | 1 x 50 Ω N-Female External Connector |
| | Frequency | CN470/IN865/EU868/RU864/US915/AU915/KR920/AS923-1&2&3&4 |
| | Protocol | V1.0 Class A/Class B/Class C and V1.0.2 Class A/Class B/Class C |
| Connectivity | Wi-Fi | IEEE 802.11 b/g/n, 2.4GHz, AP Mode |
| | Cellular | 1 x Nano SIM-4FF, Support Global GSM/3G/4G LTE Frequency Bands |
| Hardware | Processor | Dual-core 240MHz, 32-bit Xtensa® LX7 |
| | Built-in | Watchdog, Timer |
| | Power Supply | ① Solar Power or DC Power (12~24VDC) via M12 Connector L 3.6V, 25000mAh Backup Batteries M 5V, by Type-C Port |
| Physical Characteristics | Ingress Protection | IP67 |
| | Dimension | 250 x 157.5 x 46mm (9.84 x 6.20 x 1.81 in) |
| | Installation | Wall or Pole Mounting |

Wi-Fi HaLow Gateway

HL31 addresses the limitations of bandwidth and slow transmission rates in current LoRa gateways. It is ideal for small to medium-sized coverage areas. Users can experience expanded capabilities for transmitting large data volumes, including images, while preserving low-power requirements.



Overall Features

- Support Sub-1 GHz Spectrum Operation for a Wider Transmission
- Support Wi-Fi HaLow AP Mode to Connect to Wi-Fi HaLow Sensors
- Support both Ethernet & Cellular Networks for Data Transmission
- Provide Wi-Fi 2.4G AP Mode for Configuration

HL31

| Model | | HL31 |
|--------------------------|--------------------|---|
| Wi-Fi HaLow | HaLow Chipset | MM6108 |
| | Frequency | 850~950MHz |
| | Channel bandwidth | 1/2/4/8MHz |
| | Work Mode | AP |
| Connectivity | Wi-Fi | IEEE 802.11b/g/n, 2.4 GHz |
| | Cellular (Opt.) | 1 x SIM-3FF |
| | Ethernet | 1 x 10/100Mbps (1 x WAN) |
| Hardware | Processor | RK3308, 1.3 GHz, 64-bit ARM Cortex-A35 Quad Core |
| | Power Supply | ① 5VDC by Type-C Port L 802.3af PoE via PoE Splitter M 5-12 VDC by Terminal Block |
| Physical Characteristics | Ingress Protection | IP30 |
| | Installation | Desktop, Wall Mounting, Ceiling Mounting |

Uninterruptible Power Supply

The UPS01 is building a successful power supply solution featured with 12000 mAh that is able to serve connectivity needs for the terminal devices up to 32 hours. By offering resilient power supply, the UPS01 is poised to ensure seamless data transmission between the terminal devices and remote platform when power outage happens. Besides, the heating film also allows it to work in low-temperature environment for continuous power supply.

 IP67  12000mAh



Overall Features

- Adopt Rechargeable 12000mAh High-Capacity Battery for Providing up to 32 Hours' Supplement
- Equip with Heating Film for Protecting Battery in Low-Temperature Environment
- IP67 and IK08 Protection for Adapting to Harsh Environment
- Equip with a Traffic Light Indicator and Cooperate with Smart Internal Logic for Status Display
- Compatible with Milesight Devices for Managing Both Power Monitoring and Alarming Remotely

UPS01

| Model | | Type-C Version | M12 Version |
|--------------------------|-----------------------|---|-----------------------------|
| Power | Power Input | 9~20V-2A | |
| | Input Connector | DC Jack Female Connector | |
| | Power Output | 5V-4A | 6~8.4V-1.5A |
| | Output Connector | Type-C | 4-Pin M12 A-Coded Female |
| | Battery Capacity | 4 x 3000mAh Lithium-ion Rechargeable Batteries | |
| Battery Supply Time * | 6 ~ 32h | | |
| Physical Characteristics | Cable Length | DC IN: 30 cm Type-C: 100 cm | DC IN: 30 cm M12: 150 cm |
| | Ingress Protection | IP67 & IK08 | |
| | Dimension | 96x60x45mm (3.78x2.36x1.77 in) (Without Cable) | |
| | Operating Temperature | Charge Temperature: -20°C to +45°C (-4°F to +113°F) Discharge Temperature: -20°C to +60°C (-4°F to +140°F) | |
| | Installation | Wall Mounting, DIN Rail Mounting, Pole Mounting, Desktop Mounting | |

* Tested under laboratory conditions and for guideline purposes only.

iBox Kit Series

Milesight iBox Kit is designed for users to quickly evaluate the LoRaWAN® technology with testified devices and services. Going comprehensively digital transformation with more certainty, these solutions are the one step before users to scale connected device deployments securely with high reliability.



Overall Features

- Starters Enjoy It for Putting PoCs into Action with Reduced Time & Cost
- Operators Need It for New Projects and Potential Market Demands
- Deployers Love It for Easy to Deploy and Integrate with Multiple NS Platforms

- AM319
- AM103
- UG56
- Milesight IoT Cloud



Indoor Air Quality Solution **iBox IAQ Kit**

- WS101
- AM103
- WS558
- UC300
- UG56
- Milesight IoT Cloud



Smart Building Solution **iBox Smart Building Kit**

- VS121
- DS3604
- Milesight IoT Cloud



Smart Office Solution **iBox CoWork Kit**

- VS121
- WS301
- UC100
- Milesight IoT Cloud



Smart Office Solution **iBox CoWork Kit**

- WS101
- GS301
- UC100
- Milesight IoT Cloud



Smart Restroom Solution **iBox Smart Restroom Kit**

- EM500-SMTC
- UC511
- UG56
- Milesight IoT Cloud



Smart Agriculture Solution **iBox Smart Agriculture Kit**

AI Workplace Occupancy Sensor

VS121 delivers curated insights by real-time occupancy data to unleash potential, especially for workplace and buildings.



Overall Features

- LoRaWAN® & PoE Versions for Broader Applications
- High Ceiling Mount Version up to 7 Meters High Is Available
- Embedded AI Algorithm Realizes Up to 98% Accuracy Counting
- Compliant with GDPR & 100% Anonymous Detection
- 78m² Large Detection Area with 16 Custom Detection Regions
- Bi-Directional People Counting via In/Out Counting
- Smart U-Turn Detection via the U-Shape Tracks of People Flow
- Milesight D2D with Communication Latency to <1 Sec

VS121
VS121-P

| Model | | VS121 | VS121-P |
|--------------------------|---------------------|--|---|
| Wireless Transmission | Technology | LoRaWAN®, Milesight D2D | |
| | Frequency | CN470/IN865/RU864/EU868/US915/AU915/KR920/AS923-1&2&3&4 | |
| | Mode | OTAA/ABP Class C | |
| Ethernet Transmission | Ethernet Port | 1x RJ45 10/100 Mbps (PoE PD) | |
| | Network Protocol | MQTT(S), HTTP, RTSP, NTP, SSH, etc. | |
| Measurement | Field of View | Standard Version: 190° Horizontal, 112° Vertical High Ceiling Mount Version: 129.4° Horizontal, 68.4° Vertical | |
| | Recognition Range | Standard Version: a Radius of 5 Meters, At the Height of 3m High Ceiling Mount Version: 18m x 7m, At the Height of 7m | |
| | Recognition Rate | Region Counting: Up to 95% Line Crossing Counting: Up to 98% People Flow Analysis: Up to 98% | |
| | Installation Height | Standard Version: 2.5m to 4m High Ceiling Mount Version: 5m to 7m | |
| | Advanced Feature | Mapped Detection Region Customization, Filter U-Turns, Privacy Mask, Dwell Time Detection | |
| Physical Characteristics | Configuration | Wi-Fi | Ethernet |
| | Power Supply | 5 VDC / 1.5A by Type-C Port | 1.5VDC / 2A by Terminal Block 2. 802.3af PoE |
| | Installation | Ceiling Mounting | |

* Tested under laboratory conditions and for guideline purposes only

AI ToF People Counting Sensor

VS133 is a people counting sensor with combination of AI and upgraded ToF technology to offer line crossing people counting data in real-time to get precise and valuable statistics for facility operators.



Overall Features

- Combination of On-board AI Algorithm and 2ND Generation ToF Technology
- Industry-Leading 99.8% Accuracy
- Support Staff Detection and Adults/Children Differentiation
- Compliant with GDPR & 100% Anonymous Detection
- Smart U-Turn Detection Suitable for Real World Scenarios
- Support Group Counting for Line Crossing Function
- Bi-Directional People Counting via In/Out Counting
- High-Capacity of Storing a Million Data Locally
- User-Friendly Management on DeviceHub
- Support Multi-Device Stitching
- Support Regional People Counting & Dwell Time Detection
- Advanced Heat Map Available (VS133-P)

VS133
VS133-P

| Model | | VS133 | VS133-P |
|--------------------------|-----------------------|---|---------------|
| Wireless Transmission | Technology | LoRaWAN® | |
| | Frequency | CN470/IN865/RU864/EU868/US915/AU915/KR920/AS923-1&2&3&4 | |
| | Mode | OTAA/ABP Class C | |
| Ethernet Transmission | Ethernet Port | 1x RJ45 10/100 Mbps (PoE PD) | |
| | Network Protocol | HTTP, MQTT, NTP, etc. | |
| Measurement | ToF | FoV: 98° Horizontal, 80° Vertical Light Beam: 940nm (Invisible) | |
| | Accuracy | <3.5 cm | |
| | Range | 0.5~3.5 m | |
| | Recognition Rate | Up to 99.8% | |
| Physical Characteristics | Configuration | Wi-Fi | Ethernet |
| | Power Supply | 12VDC / 2A | 802.3 at PoE+ |
| | Operation Temperature | -20°C ~ +50°C | |
| | Ingress Protection | IP40 | |
| | Installation | Ceiling Mounting, Extended Ceiling Mounting & Lintel Mounting (with Optional Multifunctional Bracket) | |

* Tested under laboratory conditions and for guideline purposes only

Cubicle Occupancy Sensor

VS330 combines ToF and PIR technology for accurate detection, solving the ultimate difficulty in public toilets and bathrooms.



Overall Features

- Combine PIR & ToF Technology with Low Power Consumption
- Detection & Report with Smart Logic Achieving 99.5% Accuracy
- Compliant with GDPR & 100% Anonymous Detection
- Real-Time Data Collection at a 10-Second Intervals for Prompt and Accurate Updates
- Conformal Coating on PCBA and Rotatable Probe for Reliable Usage

VS330

| Model | | VS330 | |
|--------------------------|--------------------|---|-----------------------------|
| Wireless Transmission | Technology | LoRaWAN® | |
| | Frequency | CN470/IN865/RU864/EU868/US915/AU915/KR920/AS923-1&2&3&4 | |
| | Mode | OTAA/ABP Class A | |
| Measurement | ToF | ToF FoV | 27° |
| | | Detection Accuracy and Range | ±2cm, 0.040 ~ 3.500m |
| | PIR | Detection Area | 80° |
| | | Detection Distance | Maximum 2.5m |
| | Others | Sensor Adjustable Angle | 0°, 15°, 30°, 45°, 60°, 75° |
| Physical Characteristics | Configuration | Mobile App via NFC | |
| | Power Supply* | Easily Replaceable Batteries with up to 4-Year Battery Life | |
| | Button | 1 x Power/Reset Button | |
| | Ingress Protection | IP30 | |
| | Dimension | Ø100 x 24 mm (Ø3.94 x 0.95 in) | |
| | Installation | Ceiling Mount or Wall Mount via Screws or 3M tapes | |

Desk & Seat Occupancy Sensor

VS34x adapts PIR and thermopile, bringing higher accuracy and quick occupancy status detecting. It frees up human resources enabling efficient management in hot desking, dining area, traffic hub, library and etc.



Overall Features

- High Precision & Speed Dual-Technology
- Adjustable PIR Angles for Flexible Performance Up to 98% Ultra-High Accuracy
- 100% Anonymous Detection
- Ultra Low Latency Gains Quick Response
- LoRaWAN® Wireless Deployment with Low Power Consumption
- Milesight D2D with Communication Latency to <1 Sec

**VS340
VS341**

| Model | | VS340 | VS341 |
|--------------------------|---------------------------------------|---|-------------------|
| Occupancy Detection | Technology | PIR | TPIR & Thermopile |
| | Recognition Rate | Up to 95% | Up to 98%* |
| | PIR Detection Area | 107° Horizontal, 107° Vertical | |
| | PIR Detection Distance | Within 1m | |
| Wireless Transmission | Technology | LoRaWAN®, Milesight D2D | |
| | Frequency | CN470/IN865/EU868/RU864/US915/AU915/KR920/AS923-1&2&3&4 | |
| | Mode | OTAA/ABP Class A | |
| Physical Characteristics | Power Supply | 1 x 4000 mAh ER18505 Li-SOCL2 Battery | |
| | Battery Life** | Around 5 Years (100 Triggers per Day, 25°C) | |
| | Configuration | NFC Configuration via Mobile App | |
| | Operating Temperature* | -20°C ~ +60°C | |
| | Dimension | 73 x 73 x 26 mm (2.87 x 2.87 x 1.02 in) (Without PIR Cover) | |
| Installation | 3M Tape Mounting, Wall Screw Mounting | | |

* The temperature range of thermopile to reach best recognition rate is +10°C to +30°C.
** Tested under laboratory conditions and for guideline purposes only.

Passage People Counter

With bi-directional detection using dual PIR sensors, VS350 brings applicable accuracy and redefines the way you track foot traffic in a cost-effective way.



Overall Features

- Flexible Bi-Directional People Counting
- Cost-Effective Accuracy Performance & Easy Installation 100%
- Anonymous Detection & Large Detection Area
- 4 Years Long Battery Life with High Report Frequency
- LoRaWAN® Wireless Deployment with Low Power Consumption
- Milesight D2D with Communication Latency to <1 Se

VS350

| Model | | VS350 |
|--------------------------|-----------------------|--|
| People Counting | Technology | Dual PIR |
| | Installation Height | Ceiling Mount: c 3.0m, Wall Mount: 1.2m~1.3m |
| | Detection Range | Bi-directional People Counting Ceiling Mount: Passage Width = 2.8 m (At the height of 3m) Wall Mount: Passage Width < 3.8 m |
| Wireless Transmission | Technology | LoRaWAN®, Milesight D2D |
| | Frequency | CN470/IN865/EU868/RU864/US915/AU915/KR920/AS923-1&2&3&4 |
| | Mode | OTAA/ABP Class A |
| | Power Supply | 2 x 2700 mAh ER14505 Li-SOCI2 Replaceable Batteries |
| Physical Characteristics | Battery Life* | Around 4 Years (10-min Interval, 25°C, 1000 People per Day) |
| | Operating Temperature | -20°C ~ +60°C |
| | Dimension | 100 x 70 x 21 mm (3.94 x 2.76 x 0.83 in) |
| | Installation | Ceiling Mount, Wall Mount |

* Tested under laboratory conditions and for guideline purposes only.

Ultra ToF People Counting Sensor VS135

VS135 is a people counting sensor with combination of AI and upgraded ToF technology to offer line crossing people counting data in public scenarios such as airport, park and etc.



Overall Features

- Combination of On-board AI Algorithm and 2ND Generation ToF Technology
- Industry-Leading 99.8% Accuracy
- High Ceiling Mount Version up to 6.5 Meters High Is Available
- Support Staff Detection and Adults/Children Differentiation
- Compliant with GDPR & 100% Anonymous Detection
- Smart U-Turn Detection Suitable for Real World Scenarios
- Bi-Directional People Counting via In/Out Counting
- High-Capacity of Storing a Million Data Locally
- User-Friendly Management on DeviceHub
- Support Multi-Device Stitching
- Advanced Heat Map Available (VS135-P)

VS135

| Model | VS135-P | VS135-L08EU | VS135-HL* | VS135-868M/915M/470M | |
|--------------------------|---------------------|---|--|--|--|
| People Counting | ToF FoV | Standard Version: 98° Horizontal, 80° Vertical / High Ceiling Mount Version: 60° Horizontal, 45° Vertical | | | |
| | ToF Light Beam | 940nm (Invisible) | | | |
| | ToF Lighting Mode | Auto/Always On | | | |
| | Measuring Accuracy | Standard Version: < 3.5cm / High Ceiling Mount Version: < 6.5cm | | | |
| | Installation Height | Standard Version: Up to 3.5m / High Ceiling Mount Version: Up to 6.5m | | | |
| | Recognition Rate | Up to 99.8% | | | |
| | Advanced Feature | Multi-Devices Stitching, Group Counting, Heat Map, Dwell Time Detection, Regional People Counting, Staff Detection, Children/Adults Differentiation, Filter U-turns | | Group Counting, Dwell Time Detection, Regional People Counting, Staff Detection, Children/Adults Differentiation, Filter U-turns | |
| Wireless Transmission | Wi-Fi | IEEE 802.11 b/g/n, 2.4GHz (AP Mode for configuration) | | | |
| | Technology | | LTE Cat 4 | Wi-Fi Halow | LoRaWAN® |
| | Frequency/Band | | LTE-FDD: B1/B3/B7/B8/B20/ B28 WCDMA: B1/B8 GSM/EDGE: B3/B8 | 900/800MHz | N470/IN865/EU868/ RU864/US915/AU915/ KR920/AS923-1&2&3&4 |
| | Power Supply | 802.3at PoE+ / DC12V | DC12V | | |
| | Ingress Protection | IP65 | | | |
| | Color | White/Black | | | |
| Physical Characteristics | Installation | Ceiling Mounting, Extended Ceiling Mounting & Intel Mounting (with Optional VB01 Multifunctional Bracket) | | | |

* VS135-HL Coming Soon

Smart Button

WS101 allows users to remotely control appliances, triggering a scene or calling for help.



Smart Scene Panel

WS136/WS156 offers occupant with predefine 6 scenes with different surrounding ambiances which can be fast changed by pressing the button.



WS101

Overall Features

- Single/Double/Long Press Mode for Customized Application
- LoRaWAN® Wireless Deployment with Low Power Consumption
- Built-in LED Indicator & Buzzer for Status Indication
- Milesight D2D with Communication Latency to <1 Sec
- Convenient Size with 5 Years Battery Life

| Model | | WS101 |
|--------------------------|--------------------|--|
| Wireless Transmission | Technology | LoRaWAN®, Milesight D2D |
| | Frequency | CN470/IN865/RU864/EU868/US915/AU915/KR920/AS923-1&2&3&4 |
| | Mode | OTAA/ABP Class A |
| Physical Characteristics | Power Supply* | Easily Replaceable Battery with over 5-year Battery Life |
| | Ingress Protection | IP30 |
| | Dimensions | 50 × 50 × 18 mm (1.97 × 1.97 × 0.71 in) Button: Ø20 mm (Ø0.79 in) |
| | Installation | On the Flat Surfaces with Screws or 3M Tapes, Lanyard |
| Others | Configuration | NFC |
| | Button | 1 × External Button + 1 × Reset Button (Internal) |
| | Advanced Feature | Milesight D2D Controller |

* Tested under laboratory conditions and for guideline purposes only.

Overall Features

- 100% Wire-Free with Multiple Scenes Control
- Customizable Display/Stickers Suitable for Various Scenarios
- Control Multiple Devices Simultaneously with One Command
- LoRaWAN® Wireless Deployment with Low Power Consumption
- Milesight D2D with Communication Latency to <1 Sec

WS136 WS156

| Model | | WS136/WS156 |
|--------------------------|--|--|
| Wireless Transmission | Technology | LoRaWAN®, Milesight D2D |
| | Frequency | CN470/RU864/IN865/EU868/US915/AU915/KR920/AS923-1&2&3&4 |
| | Mode | OTAA/ABP Class A |
| Physical Characteristics | Power Supply* | Easily Replaceable Batteries with over 3-Year Battery Life |
| | Ingress Protection | IP30 |
| | Dimensions | 86 × 86 × 14 mm (3.39 × 3.39 × 0.55 in) |
| | Display | 2.9-Inch Black & White E-Ink Screen (WS156 Only) |
| Others | Installation | Desktop, 3M Tape Mounting, 86 Box Mounting |
| | Configuration | NFC |
| | Button | 6 Scene Buttons (Blue Light) & 1 Reset Button (Internal) |
| Advanced Feature | Milesight D2D Controller, Screen Display Customization | |

* Tested under laboratory conditions and for guideline purposes only.

Smart Fill Level Monitoring Sensor

WS201 monitors container fill levels in real time with high accuracy through ToF technology to optimize management.



Overall Features

- Detection Ranges from 1cm to 55cm
- Suitable for Diverse Toilet Paper Dispenser
- Accurate Fill Level Monitoring with ToF Technology
- Up to 2 Years Battery Life with One Coin Cell Battery
- LoRaWAN® Wireless Deployment with Low Power Consumption

WS201

| Model | | WS201 |
|--------------------------|-----------------------------------|---|
| Wireless Transmission | Technology | LoRaWAN® |
| | Frequency | CN470/ IN865/RU864/EU868/US915/AU915/KR920/AS923- 1&2&3&4 |
| | Mode | OTAA/ABP Class A |
| Measurement | ToF FoV | 25°(Accuracy± 5°) |
| | Range&Accuracy | 1 ~ 55 cm (Accuracy: ± 1 cm) |
| | Resolution | 1mm (1.0 X 15.0cm) 2mm (15.0 X 35.0cm) 3mm (35.0 X 55.0cm)X = Detection Distance |
| Physical Characteristics | Dimension | 66 x 38 x 12 mm (2.60 x 1.50 x 0.47 in) |
| | Configuration | NFC |
| | Power Supply* | Easily Replaceable Battery with 2-Year Battery Life |
| | Operation Temperature | -10°C ~ +60°C |
| | Ingress Protection | IP30 |
| Installation | On the Flat Surface with 3M Tapes | |

* Tested under laboratory conditions and for guideline purposes only

PIR & Light Sensor

WS202 provides PIR motion detection and brightness measurement, providing reliable supports for automatic lighting control system.



Overall Features

- PIR & Light Sensor for Occupancy/Motion Detection
- Wide Detection Range up to 8m in Distance
- Customizable Bright/Dark Conditions Threshold
- Milesight D2D with Communication Latency to <1 Sec
- Convenient Size with 5 Years Battery Life

WS202

| Model | | WS202 |
|--------------------------|--------------------|---|
| Wireless Transmission | Technology | LoRaWAN®, Milesight D2D |
| | Frequency | CN470/IN865/RU864/EU868/US915/AU915/KR920/AS923 |
| | Mode | OTAA/ABP Class A |
| Measurement | PIR | 120° Horizontal, 100° Vertical, Maximum 8 m |
| | Light Status | Bright/Dark (Determine 1-60000 lux as Bright or Dark According to Custom Threshold) |
| Physical Characteristics | Power Supply* | Easily Replaceable Battery with up to 4-Year Battery Life |
| | Ingress Protection | IP30 |
| | Dimension | 50 x 50 x 23.8 mm (1.97 x 1.97 x 0.94 in) |
| | Installation | On the Flat Surfaces with Screws or 3M Tapes |
| Others | Configuration | NFC |
| | Advanced Feature | Milesight D2D Controller |

* Tested under laboratory conditions and for guideline purposes only.

Motion & TH Sensor

WS203 is equipped with high-precision TH sensor to detect surrounding temperature and humidity and the motion of humans or animals. It ensures the indoor environment at a preset comfort level via pairing with HVAC system if motions are being detected, which is a huge energy saver and brings much comfort.



Overall Features

- Accurate Motion Detection with Adjustable Detection Angles
- High-Precision Temperature and Humidity Detection Support
- Data Storage and Retransmission
- LoRaWAN® Wireless Deployment with Low Power Consumption
- Milesight D2D with Communication Latency to <1 Sec

WS203

| Model | | WS203 |
|--------------------------|--------------------|--|
| Wireless Transmission | Technology | LoRaWAN®, Milesight D2D |
| | Frequency | CN470/IN865/RU864/EU868/US915/AU915/KR920/AS923-1&2&3&4 |
| | Mode | OTAA/ABP Class A |
| Measurement | PIR | 120° Horizontal, 100° Vertical; Detection Area: Maximum 6 m (Distance) |
| | Temperature | ±0.2°C (-20°C ~ 60°C) |
| | Humidity | ±2% RH (0% RH~ 100% RH) |
| Others | Configuration | NFC |
| | Advanced Feature | Milesight D2D Controller, Data Storage, Data Retransmission |
| Physical Characteristics | Power Supply | 1 x 4000 mAh ER18505 Li-SOCI2 Battery |
| | Battery Life* | Up to 5 years |
| | Ingress Protection | IP30 |
| | Dimension | 73 x 73 x 26 mm (2.87 x 2.87 x 1.02 in) (Without PIR Cover) |
| | Installation | Wall Screw Mounting, 3M Tape Mounting |

* Tested under laboratory conditions and for guideline purposes only

Magnetic Contact Switch

WS301 detects the opening or closing event, sending alarms accordingly. The minimal magnet is placed inside the portable part, while the sensor is inside the fixed part on door, window or other projects.



Overall Features

- 100% Wire-Free with Double Sided Tape/Screw
- Real-Time Tamper Detection & Report
- Built-in LED Indicator for Status Indication
- Milesight D2D with Communication Latency to <1 Sec
- Convenient Size with 5 Years Battery Life

WS301

| Model | | WS301 |
|--------------------------|--------------------|--|
| Wireless Transmission | Technology | LoRaWAN®, Milesight D2D |
| | Frequency | CN470/IN865/RU864/EU868/US915/AU915/KR920/AS923 |
| | Mode | OTAA/ABP Class A |
| Measurement | Detection Distance | 10-15 mm |
| Physical Characteristics | Power Supply* | Easily Replaceable Battery with over 5-year Battery Life |
| | Ingress Protection | IP20 |
| | Dimension | Sensor: 50.5 x 31 x 18.5 mm (1.99 x 1.22 x 0.73 in) Magnet: 30 x 13.5 x 10 mm (1.18 x 0.53 x 0.39 in) |
| Others | Installation | On the Flat Surfaces with Screws or 3M Tapes |
| | Configuration | NFC |
| | Button | 1 x Reset Button (Internal), 1 x Tampering Button |
| | Alarms | Open/Close Status, Tamper |
| | Advanced Feature | Milesight D2D Controller |

* Tested under laboratory conditions and for guideline purposes only.

Sound Level Sensor

WS302 can not only measure noise levels and generate various values via LoRaWAN® network, but also supports multiple weighting measurements for different application scenarios.



Overall Features

- Accurate Sound Level Measurement in Decibels (dB)
- Support A, C and Fast Time Weighting
- Built-in LED Indicator for Status Indication
- LoRaWAN® Wireless Deployment with Low Power Consumption
- Convenient Size with 5 Years Battery Life

WS302

| Model | | WS302 |
|--------------------------|--------------------|--|
| Wireless Transmission | Technology | LoRaWAN® |
| | Frequency | CN470/IN865/RU864/EU868/US915/AU915/KR920/AS923-1&2&3&4 |
| | Mode | OTAA/ABP Class A |
| Measurement | Sound Level | ± 3 dB (0°C to +45°C), 30 dBA to 120 dBA, 35 dBC to 120 dBC |
| | Frequency Range | 30 Hz to 8 kHz |
| | Weighting | A and C Fast Weighting |
| | Measurement Unit | SPL Actual, Leq, Lmax |
| Physical Characteristics | Power Supply* | Easily Replaceable Batteries with over 4-Year Battery Life (Fast Time Weighting Disabled) And over 1.5 Years (Fast Time Weighting Enabled) |
| | Ingress Protection | IP30 |
| | Dimension | 68 x 65 x 20.5 mm (2.68 x 2.56 x 0.81 in) |
| | Installation | On the Flat Surfaces with Screws or 3M Tapes |
| Others | Configuration | NFC |
| | Button | 1 x Power/Reset Button |

* Tested under laboratory conditions and for guideline purposes only.

Mini Leak Detection Sensor

WS303 detects the presence of leaks and raises alarms locally and remotely, which is ideal for smart offices, buildings, houses, etc.



Overall Features

- IP67 Rated for Harsh Environment
- Water Leak Detection with 0.5mm to Trigger Alert Immediate
- Warning Locally and Remotely
- Up to 5 Years Battery Life with One Coin Cell Battery LoRaWAN®
- Wireless Deployment with Low Power Consumption Milesight
- D2D with Communication Latency to <1 Sec

WS303

| Model | | WS303 |
|--------------------------|-----------------------|---|
| Wireless Transmission | Technology | LoRaWAN®, Milesight D2D |
| | Frequency | CN470/ IN865/RU864/EU868/US915/AU915/KR920/AS923- 1&2&3&4 |
| | Mode | OTAA/ABP Class A |
| Measurement | Trigger Condition | Conductive Liquid When Liquid Level Reaches 0.5 mm |
| Physical Characteristics | Configuration | NFC |
| | Power Supply* | Easily Replaceable Battery with 5-Year Battery Life |
| | Operation Temperature | -10°C to +60°C |
| | Ingress Protection | IP67 |
| | Dimension | 63 x 63 x 14 mm |
| | Installation | 3M Tape Mounting, Desktop |

* Tested under laboratory conditions and for guideline purposes only.

Smart Wall Switch

WS50x is designed for the local and remote control of lights and electrical appliances. It adopts two standard sizes for most of international wall switch types, which can replace the traditional wall switches directly.



Overall Features

- Time-Delay, Schedule, Remote and Scene-Based Control
- Support 1/2-Gang with 3-Wire/2-Wire Circuit Design
- Built-in LED Indicator for Status Indication
- Multicast for Remote Control in Bulk
- Milesight D2D with Communication Latency to <1 Sec

WS50x

| Model | | WS50x | |
|--------------------------|--------------------|--|---|
| Wireless Transmission | Technology | LoRaWAN®, Milesight D2D | |
| | Frequency | CN470/IN865/RU864/EU868/US915/AU915/KR920/AS923-1&2&3&4 | |
| | Mode | OTAA/ABP Class C | OTAA/ABP Class B, Class C to B, Class C |
| Electrical | Circuit Type | 3-Wire | 2-Wire |
| | Maximum Current | Inductive: 5 A per Gang, Total 10 A Resistive: 10 A per Gang, Total 10 A | |
| | Rated Load | Max 1000 W per Gang, total 0 ~ 2000 W | Max 1000 W per Gang, total 38 ~ 2000 W |
| | Measurement | Voltage (VAC), Current (mA), Power Factor (%), Power (W), Power Consumption (kWh) | |
| Physical Characteristics | Dimensions | 86 Type: 86 × 86 × 40 mm (3.39 × 3.39 × 1.57 in) 120 Type: 118 × 72 × 46.9 mm (4.65 × 2.83 × 1.85 in) | |
| | Ingress Protection | IP20 | |
| Operation | Configuration | NFC | |
| | Switch Control | Local Press or Remote Control | |
| | Advanced Features | Schedule Switch, Switch Lock, Overcurrent Protection, Multicast, D2D Controller, Milesight D2D Agent | |

* Tested under laboratory conditions and for guideline purposes only

Smart Wall Socket

WS51x offers hassle-free integration through in-wall installation, allowing direct replacement of traditional sockets. It is equipped with power failure memory, ensuring that previous settings are retained even after a power outage.



Overall Features

- Easy Remote and Local Control
- Customizable Scheduling ControlGroup
- Control with Multicast
- Safeguard Devices with Overload Protection
- Intelligent Power Consumption Management
- V-0 Flame-Retardant Material
- LoRaWAN® Wireless Deployment with Low Power Consumption
- Milesight D2D with Communication Latency to <1 Se

WS51x

| Model | | WS51x | |
|--------------------------|--------------------|--|--|
| Wireless Transmission | Technology | LoRaWAN®, Milesight D2D | |
| | Frequency | IN865/RU864/EU868/US915/AU915/KR920/AS923-1&2&3&4 | |
| | Mode | OTAA/ABP Class C | |
| Electrical | Socket Type | EU: Type F, with Safety Door FR: Type E, with Safety Door | |
| | Input Voltage | 100-250 VAC, 50-60 Hz | |
| | Rated Current | 16A (Max) | |
| | Measurement | Voltage (VAC), Current (mA), Power Factor (%), Power (W), Power Consumption (kWh) | |
| Software | Configuration | NFC or Downlink | |
| | Power Control | Local Press Button or Remote Control | |
| | Advanced Features | Delay Switch, Button Lock, Overcurrent Protection/Alarm, Multicast, Milesight D2D Agent | |
| Physical Characteristics | Ingress Protection | IP20 | |
| | Dimensions | Type F: 86.3 × 86.3 × 45.8 mm (3.4 × 3.4 × 1.8 in) Type E: 86.3 × 86.3 × 43.3 mm (3.4 × 3.4 × 1.7 in) | |

* Tested under laboratory conditions and for guideline purposes only.

Smart Portable Socket

WS523 is designed for the remote scheduled on/off control of electronic applications as well as power consumption measurement.



Overall Features


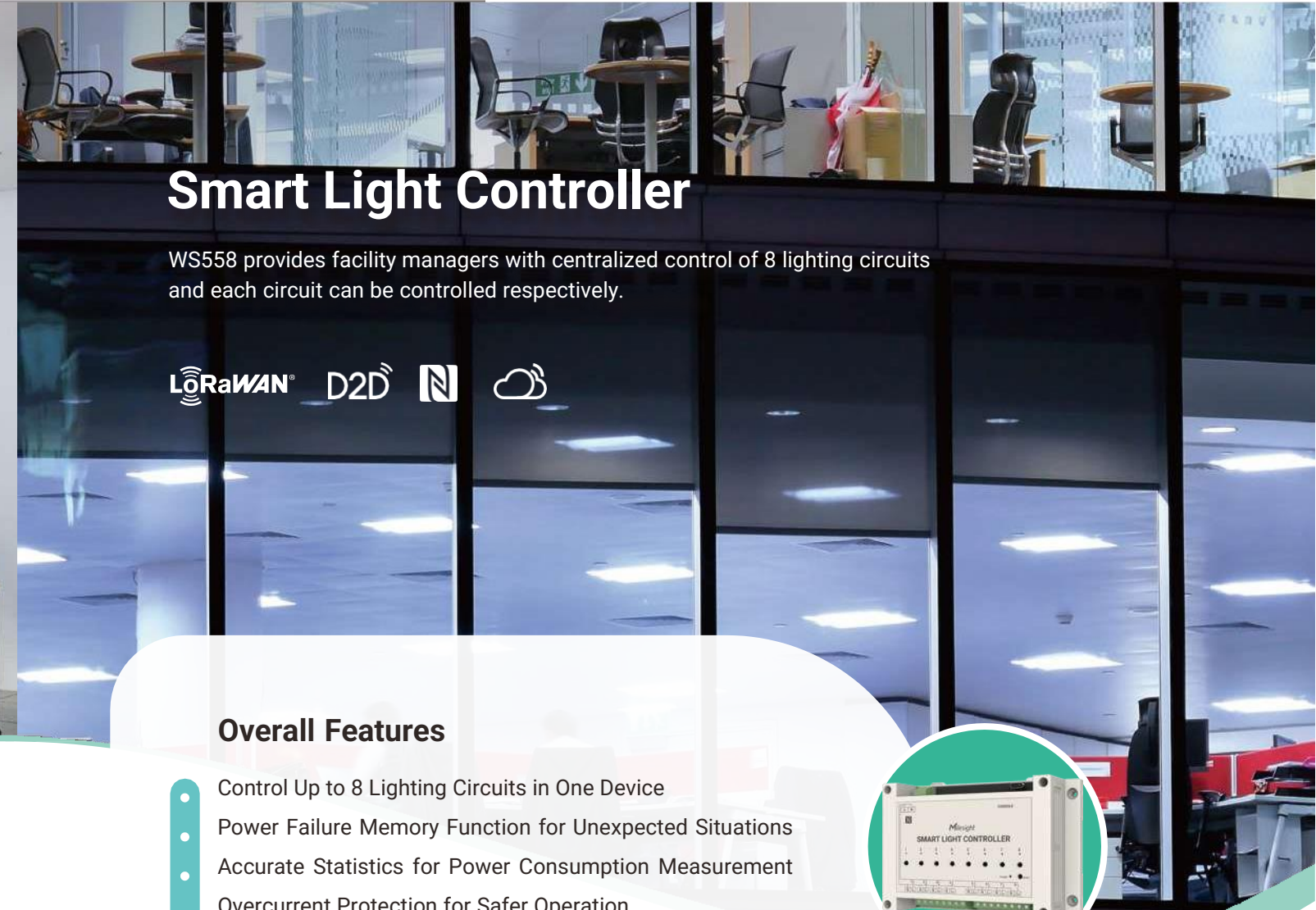
- Schedule, Remote and Scene-Based Control
- Accurate Statistics for Power Consumption Measurement
- Overcurrent Protection/Alarm for Safer Operation
- Multicast for Remote Control in Bulk
- Milesight D2D with Communication Latency to <1 Sec

WS523

| Model | | WS523 |
|--------------------------|--------------------|--|
| Wireless Transmission | Technology | LoRaWAN®, Milesight D2D |
| | Frequency | CN470/IN865/RU864/EU868/US915/AU915/KR920/AS923-1&2&3&4 |
| | Mode | OTAA/ABP Class C |
| Measurement | Socket & Plug Type | US/EU/AU/UK/CN, etc. |
| | Operating Voltage | 100 ~ 250 VAC, 50 ~ 60 Hz |
| | Max Load Capacity | 10 A ~ 16 A (Optional), 250 VAC |
| | Measurement | Voltage (VAC), Current (mA), Power Factor (%), Power (W), Power Consumption (kWh), ±1 % Accuracy |
| Physical Characteristics | Dimensions | 110 × 62.3 × 34.6 mm (4.33 × 2.45 × 1.36 in) |
| | Ingress Protection | IP30 |
| Others | Configuration | NFC or Downlink |
| | Switch Control | Button or Remote Control |
| | Button | ON/OFF, Reset |
| | Advanced Features | Schedule Switch, Button Lock, Overcurrent Protection/Alarm, Multicast, Power Outage Alert, Milesight D2D Agent |

Smart Light Controller

WS558 provides facility managers with centralized control of 8 lighting circuits and each circuit can be controlled respectively.



Overall Features


- Control Up to 8 Lighting Circuits in One Device
- Power Failure Memory Function for Unexpected Situations
- Accurate Statistics for Power Consumption Measurement
- Overcurrent Protection for Safer Operation
- Multicast for Remote Control in Bulk
- Schedule, Remote and Scene-Based Control
- Milesight D2D with Communication Latency to <1 Sec

WS558

| Model | | WS558-LN | WS558-Switch |
|--------------------------|-----------------------------|--|------------------------|
| Electrical | Input Voltage | 100-240 VAC, 50-60 Hz | |
| | Output | 8 Active Outputs | 8 Passive Switches |
| | Capacitive & Inductive Load | Maximum 5A per Output, Total 16A | Maximum 5A per Switch |
| | Resistive Load | Maximum 10A per Output, Total 16A | Maximum 10A per Switch |
| | Electrical Measurement | Voltage (VAC), Current (mA), Power Factor (%), Power (W), Power Consumption (kW-h) | |
| | Switch Control | Local Press or Remote Control | |
| Wireless Transmission | Protocol | LoRaWAN®, Milesight D2D | |
| | Frequency | CN470/IN865/RU864/EU868/US915/AU915/KR920/AS923-1&2&3&4 | |
| | Mode | OTAA/ABP Class C | |
| Physical Characteristics | Dimensions | 145 × 90 × 40 mm (5.7 × 3.54 × 1.57 in) | |
| | Installation | Wall Mounting, DIN Rail Mounting | |
| Others | Configuration | NFC, USB Type-C or Downlink | |
| | Advanced Features | Multicast, Remote Schedule Switch, Overcurrent Protection, Milesight D2D Agent | |

Gas Detector

GS101 detects methane (CH₄) leakage in residential space such as houses, apartments, hotels, etc., features a gas alarm threshold as low as 8% Lower Explosive Limit (LEL) that quickly alerts residents to an emergency.



Overall Features

- Detect CH₄ with Higher Accuracy
- Event Trigger via Relay Output/Solenoid Valve Output
- Built-in Self-Test Function for Safer Operation
- Built-in LED Indicator & Buzzer for Status Indication
- Support Retransmission for Reliable Communication
- Store Capacity with 800 Sets of Historical Data Records
- LoRaWAN® Wireless Deployment with Low Power Consumption

GS101

| Model | | GS101 |
|--------------------------|----------------------------|---|
| Wireless Transmission | Technology | LoRaWAN® |
| | Frequency | CN470/IN865/RU864/EU868/US915/AU915/KR920/AS923-1&2&3&4 |
| | Mode | OTAA/ABP Class C |
| Measurement | Detecting Gas | Methane (CH ₄) |
| | Alarm Level | 8% LEL |
| | Historical Records Storage | Alarm Records, Alarm Dismissed Records, Device Fault Records, Device Fault Recovered Records, Device Power on Records, Device Power off Records, Device Invalid Records |
| | Alarm System | Sound (8% LEL), LED Indicators |
| Physical Characteristics | Configuration | NFC |
| | Power Supply | 12VDC, 1A through DC Jack Connector |
| | Ingress Protection | IP30 |
| | Dimension | 120 x 85 x 32.5 mm (4.72 x 3.35 x 1.28 in) |
| | Installation | Wall Mounting |

Bathroom Odor Detector

GS301 can be applied to measure the concentration of harmful gases such as ammonia and hydrogen sulfide in real-time.



Overall Features

- Detect NH₃ & H₂S with Higher Accuracy
- Built-in Buzzer & Traffic Light Status Indicator for Alarming Up to 3 Years Battery Life for Easy Maintenance
- Support LoRaWAN® & Milesight D2D Simultaneously LoRaWAN®
- Wireless Deployment with Low Power Consumption Milesight
- D2D with Communication Latency to <1 Sec

GS301

| Model | | GS301 |
|--------------------------|-------------------------------------|---|
| Wireless Transmission | Technology | LoRaWAN®, Milesight D2D |
| | Frequency | CN470/IN865/RU864/EU868/US915/AU915/KR920/AS923-1&2&3&4 |
| | Mode | OTAA/ABP Class A |
| Measurement | Ammonia (NH ₃) | ± 5% (-40 - 35°C), 0 ~ 10 ppm |
| | Hydrogen Sulfide (H ₂ S) | ± 5% (-40 - 35°C), 0 ~ 5 ppm |
| | Temperature | ± 0.2°C (-40 - 85°C) |
| | Humidity | ± 2%RH (0 - 100%) |
| Physical Characteristics | Configuration | NFC |
| | Power Supply* | Easily Replaceable Batteries with up to 3-Year Battery Life |
| | Ingress Protection | IP30 |
| | Dimension | 120 x 85 x 32.5 mm (4.72 x 3.35 x 1.28 in) |
| | Alarm System | 1 x Status/Alarm Indicator + 1 x Buzzer |
| | Installation | Wall Mounting |

* Tested under laboratory conditions and for guideline purposes only.

2-in-1 Indoor Air Quality Sensor

AM102/AM102L is a compact sensor for detecting temperature and humidity. The optional e-ink screen offers more possibilities for various scenarios.



Overall Features

- Traffic Light Status Indicator for Direct Notification
- Wireless Installation with Anti-theft Protection Support
- Data Storage and Retransmission
- Smart Screen Mode & Hibernation Mode for Ultra-Low Power Consumption
- 2.13 -Inch E-Ink Screen (AM102)
- Light/Dark Color Theme (AM102)
- Battery Life up to 7 Years (AM102) / 9 Years (AM102L)

**AM102
AM102L**

| Model | | AM102 | AM102L |
|--------------------------|--------------------|---|--------------|
| Wireless Transmission | Technology | LoRaWAN® | |
| | Frequency | CN470/IN865/RU864/EU868/US915/AU915/KR920/AS923-1&2&3&4 | |
| | Mode | OTAA/ABP Class A | |
| Measurement | Temperature | ± 0.2°C (-20°C ~ 60°C) | |
| | Humidity | ± 2% RH (0% RH~ 100% RH) | |
| Physical Characteristics | Power Supply | 2 x 2700 mAh ER14505 Li-SOCI2 Replaceable Batteries | |
| | Battery Life* | Over 7 Years | Over 9 Years |
| | Display | 2.13-inch Black & White E-Ink Screen | - |
| | Ingress Protection | IP30 | |
| | Dimension | 68 x 65 x 20.5 mm (2.68 x 2.56 x 0.81 in) | |
| | Installation | Wall Screw Mounting, 3M Tape Mounting | |

* Tested under laboratory conditions and for guideline purposes only.

3-in-1 IAQ Sensor

AM103/AM103L is a compact IAQ sensor for detecting CO₂ concentration, humidity and temperature accurately and economically.



Overall Features

- Traffic Light Status Indicator for Direct Notification
- Wireless Installation with Anti-theft Protection Support
- Data Storage and Retransmission
- Smart Screen Mode & Hibernation Mode for Ultra-Low Power Consumption
- 2.13 -Inch E-Ink Screen with Vivid Emoticon Indication (AM103)
- Light/Dark Color Theme (AM103)
- Battery Life up to 3 Years (AM103) / 4 Years (AM103L)

**AM103
AM103L**

| Model | | AM103 | AM103L |
|--------------------------|-----------------------------------|---|---|
| Wireless Transmission | Technology | LoRaWAN® | |
| | Frequency | CN470/IN865/RU864/EU868/US915/AU915/KR920/AS923-1&2&3&4 | |
| | Mode | OTAA/ABP Class A | |
| Measurement | Temperature | ± 0.2°C (-20°C ~ 60°C) | |
| | Humidity | ± 2% RH (0% ~ 100%) | |
| | Carbon Dioxide (CO ₂) | ± (30 ppm + 3% of Reading), 400 to 5000 ppm | |
| Physical Characteristics | Configuration | NFC | |
| | Display | 2.13-inch Black & White E-Ink Screen | - |
| | Alarm System | 1 x Traffic Light Status Indicator | |
| | Power Supply* | Easily Replaceable Batteries with up to 3-Year Battery Life | Easily Replaceable Batteries with up to 4-Year Battery Life |
| | Ingress Protection | IP30 | |
| | Dimension | 68 x 65 x 20.5 mm (2.68 x 2.56 x 0.81 in) | |
| | Installation | Wall Screw Mounting, 3M Tape Mounting | |

* Tested under laboratory conditions and for guideline purposes only.

7-in-1 Indoor Air Quality Sensor

AM107 is a well-qualified IAQ sensor for monitoring CO2 concentration, temperature, humidity, light, TVOC, barometric pressure and motion in indoor scenarios.



Overall Features

- 2.13-Inch E-Ink Screen with Intuitive Display Smart Screen Mode for Low Power Consumption
- Powered via USB Type-C for Stable Power Supply
- Battery Life up to 1 Year

AM107

| Model | AM107 | |
|--------------------------|----------------------|---|
| Wireless Transmission | Technology | LoRaWAN® |
| | Frequency | CN470/IN865/RU864/EU868/US915/AU915/KR920/AS923-1&2&3&4 |
| | Mode | OTAA/ABP Class A |
| Measurement | Temperature | ±0.3°C (-20°C ~ 70°C), ±0.6°C (-20°C ~ 0°C) |
| | Humidity | ± 3%RH (10% ~ 90%), ± 5%RH (0%~10%,10% ~ 90%) |
| | PIR | 94 ° Horizontal, 82 ° Vertical, 5 m |
| | Light | ±30%, 60000 lux (Visible + IR, IR) |
| | Carbon Dioxide (CO2) | ± (30 ppm + 3% of Reading), 400 ~ 5000 ppm |
| | TVOC | ±15% (0 ~ 60000 ppb) |
| | Barometric Pressure | ±1 hPa, 300 ~ 1100 hPa (-40°C ~ 85°C) |
| Physical Characteristics | Configuration | NFC, USB Type-C Port |
| | Power Supply* | Easily Replaceable Batteries with up to 1-Year Battery Life |
| | Ingress Protection | IP30 |
| | Dimensions | 105 x 70.4 x 21.2 mm (4.1 x 2.8 x 0.8 in) |
| | Display | 2.13-inch Black & White E-Ink Screen |
| | Installation | Wall Mounting |

* Tested under laboratory conditions and for guideline purposes only.

9-in-1 Indoor Air Quality Sensor

AM307(L)/AM308(L)/AM319(L) is a comprehensive IAQ sensor for detecting CO2 concentration, temperature, humidity, light, HCHO/O3 level, TVOC, barometric pressure,PM2.5, PM10 and motion.



Overall Features

- Traffic Light Status Indicator and Built-In Buzzer for Alarming
- Flexible Installation with Anti-theft Protection
- Powered via USB Type-C for Stable Power Supply Battery
- Life up to 3 Years (AM307) / 1 Year (AM308) Battery Life up to 4 Years (AM307L) / 1.5 Year (AM308L)
- 4.2-Inch E-ink Screen with Vivid Emoticon Indication (AM307/AM308/AM319)
- Smart Screen Mode for Low Power Consumption (AM307/AM308/AM319)



AM307(L) AM308(L) AM319(L)

| Model | AM307(L) | AM308(L) | AM319(L) | |
|--------------------------|----------------------|---|---|----------------------|
| Wireless Transmission | Technology | LoRaWAN® | | |
| | Frequency | CN470/RU864/IN865/EU868/US915/AU915/KR920/AS923-1&2&3&4 | | |
| | Work Mode | OTAA/ABP Class A | OTAA/ABP Class A | OTAA/ABP Class C |
| Measurement | Temperature | ± 0.2°C (-20°C - 60°C) | | |
| | Humidity | ±2%RH (0% ~ 100%RH) | | |
| | Motion | Vacant/Occupied (Status) | | |
| | Light | 0-60000 Lux (Determine as 6 Levels, 0-5) | | |
| | TVOC (IAQ Rating) | 1.00 - 5.00, ±1 Accuracy | | |
| | Barometric Pressure | ±0.5 hPa (260 ~ 1260 hPa) | | |
| | Carbon Dioxide (CO2) | ± (30 ppm + 3% of Reading), 400 ~ 5000 ppm | ± (50 ppm + 5% of Reading), 400 ~ 2000 ppm | |
| | PM2.5 & PM10 | - | ±10µg/m3 (0-100 µg/m³), ±10% (100 ~ 1000µg/m³) | |
| | Formaldehyd(HCHO)* | - | ±10% (0 - 1.25 mg/m³) | |
| | Ozone (O3)* | - | ±5% FS (0 - 10 ppm) | |
| Physical Characteristics | Configuration | NFC, USB Type-C Port | | |
| | Power Supply** | AM307: Around 3 Years AM307L: Around 5 Years | AM308: Around 1 Years AM308L: Around 1.5 Years | 5V/1A by Type-C Port |
| | Ingress Protection | IP30 | | |
| | Dimensions | 100.8 x 114 x 22 mm (3.97 x 4.49 x 0.87 in) & 4.2-inch E-Ink Screen | | |
| | Installation | 3M Tape Mounting, Wall Screw Mounting, 86 Box Mounting | | |

* HCHO or O3 sensor is alternative option and both support replacement.
** Tested under laboratory conditions and for guideline purposes only.

IoT E-ink Display

DS3604 with high-definition e-ink display is great for flexible content presentation in retail, warehouse and logistics management, smart production lines and more.



DS3604

Overall Features

- Bigger E-ink Screen Featuring Red/White/Black Color Display
- Customized Templates in Multiple Modules and Languages
- Low Power Consumption with up to 5 Years Battery Life Open
- API and a LoRaWAN® Button Enable Various Applications
- Support Local and Remote Control for Bulk Deployment
- LoRaWAN® Wireless Deployment with Low Power Consumption

| Model | | DS3604 |
|--------------------------|-----------------------|---|
| Wireless Transmission | Technology | LoRaWAN® |
| | Frequency | CN470/ IN865/RU864/EU868/US915/AU915/KR920/AS923- 1&2&3&4 |
| | Mode | OTAA/ABP Class A/Class B (Default OTAA Class B) |
| Display | E-Ink Screen | 4.2-inch Black & White & Red E-Ink Screen |
| | Resolution | 400 x 300 Pixels |
| | Refresh Rate | 16s (10 - 40°C) |
| Physical Characteristics | Configuration | NFC |
| | Battery Life* | Around 5 Years (Class A Mode + 1 Screen Refresh per Day) Around 1 Year (Class B Mode + 12 Screen Refreshes per Day) |
| | Operation Temperature | 0°C ~ +40°C |
| | Dimension | 99 x 87 x 10.5 mm (3.90 x 3.43 x 0.41 in) |
| | Installation | 3M Tape Mounting, Wall Screw Mounting |

* Tested under laboratory conditions and for guideline purposes only.

Smart Restroom Solution

Reshape Restroom, Release the Values of Smartness


Milesight Smart Restroom Solution seamlessly integrates advanced operational and environmental sensors and IoT technologies breaking the limitations of traditional restrooms.



- Effective Toilet Paper Replacement with Fill Level Monitoring
- Advanced HVAC Systems Based on H₂S and NH₃ Detection Data
- Detect Leaks Immediately with Leak Detection and Take Countermeasures.
- Integrated Information Displayed for Users Can Have a Visual View of the Restroom Conditions
- Metering Management in Real Time to Improve Energy Utilization and Energy Saving
- Occupancy Mastery Based on Cubicles Vacancy Data

Capacitive Level Sensor

EM300-CL offers a wealth of possibilities for level measurement and point level detection in bulk liquids. It is suitable in restrooms in hospital, schools, offices and so on.



Overall Features

- Liquid Level Monitoring Using Non-Contact Capacitive Sensing
- Reliable Accuracy with Strong Anti-interference Ability
- Up to 10 Years Battery Life for Easy Maintenance
- LoRaWAN® Wireless Deployment with Low Power Consumption

EM300-CL

| Model | | EM300-CL |
|----------------------------|--------------------|---|
| Capacitive Level Detection | Compatibility | Insulating Non-metallic Containers (Plastic, Glass, Acrylic, etc.) |
| | Cable Length | 1m |
| Measurement | Technology | LoRaWAN® |
| | Frequency | CN470/IN865/RU864/EU868/US915/AU915/KR920/AS923-1&2&3&4 |
| | Mode | OTAA/ABP Class A |
| Physical Characteristics | Ingress Protection | IP67 |
| | Configuration | NFC Configuration via Mobile App |
| | Power Supply | 1 x 4000 mAh ER18505 Li-SOCl ₂ Battery |
| | Battery Life* | Around 10 Years |
| | Dimension | Transceiver: 105.6 x 85.2 x 27 mm (4.15 x 3.35 x 1.06 in) Electrode Detection Sheet: 505 x 500 x 0.2mm (19.88 x 19.69 x 0.0079 in) |
| | Installation | Transceiver: Wall Screw Mounting, 3M Tape Mounting Electrode Detection Sheet: Cable-Tie Mounting, 3M Tape Mounting |

* Tested under laboratory conditions and for guideline purposes only.

Pulse Counter

EM300-DI is a LoRaWAN® pulse counter which transforms traditional water meters into wireless intelligent meters at ease.



Overall Features

- IP67 Rated for Harsh Environment
- Support Digital Filtering for More Accurate Counters
- Embedded Pulse/Digital Signals & Temp & Humidity
- Support Retransmission for Reliable Communication
- Store Capacity with 1,000 Sets of Historical Data Records
- Up to 5 Years Battery Life for Easy Maintenance
- LoRaWAN® Wireless Deployment with Low Power Consumption

EM300-DI

| Model | | EM300-DI |
|--------------------------|-----------------------|--|
| Wireless Transmission | Technology | LoRaWAN® |
| | Frequency | CN470/IN865/RU864/EU868/US915/AU915/KR920/AS923-1&2&3&4 |
| | Mode | OTAA/ABP Class A |
| Measurement | GPIO | 1 x GPIO Interface, Work as Pulse Counter |
| | Temperature | ±0.3°C (0°C ~ 70°C), ±0.6°C (-30°C ~ 0°C) |
| | Humidity | ±3%RH (10%RH ~ 90%RH), ±5%RH (below 10%RH and above 90%RH) |
| Physical Characteristics | Configuration | NFC |
| | Power Supply* | Easily Replaceable Battery with up to 5-Year Battery Life |
| | Operation Temperature | -30°C ~ 70°C |
| | Ingress Protection | IP67 |
| | Dimension | 105.6 x 85.2 x 27 mm (4.15 x 3.35 x 1.06 in) |
| | Installation | Screw Mounting, 3M Tape Mounting, Cable-Tie Mounting |

* Tested under laboratory conditions and for guideline purposes only.

Magnetic Contact Switch

EM300-MCS can be mounted to any doors or windows to detect an opening or closing event. It adds physical security monitoring to your location by alarming for intrusion or unauthorized entry.



Overall Features

- IP67 Rated and UV Resistance
- Detect Temperature, Humidity and Door/Window Status
- High Sensitivity with 20 to 30 mm Open/Close Sensing Distance
- Customized Alarm Reporting Interval/Times for Various Usage
- Support Retransmission for Reliable Communication
- Store Capacity with 2,800 Sets of Historical Data Records
- Up to 5 Years Battery Life for Easy Maintenance
- LoRaWAN® Wireless Deployment with Low Power Consumption


EM300-MCS

| Model | | EM300-MCS |
|--------------------------|-----------------------|---|
| Wireless Transmission | Technology | LoRaWAN®, Milesight D2D |
| | Frequency | CN470/IN865/RU864/EU868/US915/AU915/KR920/AS923-1&2&3&4 |
| | Mode | OTAA/ABP Class A |
| Measurement Door Magnet | Detection Distance | 20-30 mm |
| | Cable Length | 1.5 m |
| | Temperature | ±0.3°C (0°C ~ 70°C), ±0.6°C (-30°C ~ 0°C) |
| | Humidity | ±3%RH (10%RH ~ 90%RH), ±5%RH (below 10%RH and above 90%RH) |
| Physical Characteristics | Configuration | NFC |
| | Power Supply* | Easily Replaceable Battery with up to 10-year Battery Life |
| | Operation Temperature | -30°C ~ 70°C |
| | Ingress Protection | IP67 |
| | Dimension | Transceiver: 105.6 × 85.3 × 27 mm (4.16 × 3.36 × 1.06 in) Magnet: 32 × 15 × 8 mm (1.25 × 0.59 × 0.31 in) |
| | Installation | Wall Mounting |

* Tested under laboratory conditions and for guideline purposes only.

Membrane Leakage Detection Sensor

EM300-MLD features a 40 cm x 40 cm detection membrane, ensuring dependable water leak monitoring for both residential and commercial applications.



Overall Features

- Sensitive Leak Detection with Membrane
- IP67 Rated for Harsh Environments
- Support Data Storage and Retransmission
- Up to 10 Years Battery Life for Easy Maintenance
- LoRaWAN® Wireless Deployment with Low Power Consumption
- Milesight D2D with Communication Latency to <1 Se

EM300-MLD

| Model | | EM300-MLD |
|--------------------------|---|---|
| Wireless Transmission | Technology | LoRaWAN®, Milesight D2D |
| | Frequency | CN470/IN865/RU864/EU868/US915/AU915/KR920/AS923-1&2&3&4 |
| | Mode | OTAA/ABP Class A |
| Leakage Detection | Liquid Type | Conductive Liquid (Water, Weak Acid, Weak Base, etc.) |
| | Trigger Media | 400 × 400 × 0.25 mm Printed Leakage-Detecting Film (The size can be customizable) |
| Physical Characteristics | Cable Length | 1000 mm (Customizable) |
| | Power Supply | 1 × 4000 mAh ER18505 Li-SOCL2 Battery (Extendable to 2 Batteries) |
| | Battery Life* | Up to 10 Years (One hour Leakage per Day, 25°C) |
| | Color & Material | White Flame, ABS + PC (Retardant) |
| | Ingress Protection | IP67 |
| | Dimension | 105.6 × 85.3 × 27 mm (4.16 × 3.36 × 1.06 in) |
| Installation | Wall Screw Mounting, 3M Tape Mounting, Cable-Tie Mounting | |

* Tested under laboratory conditions and for guideline purposes only.

Temperature & Humidity Sensor

EM300-TH is suitable for indoor and outdoor temperature and humidity monitoring. It can be widely used in office areas, greenhouses and other environments



Overall Features

- IP67 Rated and UV Resistance
- Detect Temperature and Humidity with Higher Accuracy
- Support Retransmission for Reliable Communication
- Store Capacity with 2,800 Sets of Historical Data Records
- Up to 10 Years Battery Life for Easy Maintenance
- LoRaWAN® Wireless Deployment with Low Power Consumption

EM300-TH

| Model | | EM300-TH |
|--------------------------|-----------------------|--|
| Wireless Transmission | Technology | LoRaWAN®, Milesight D2D |
| | Frequency | CN470/IN865/RU864/EU868/US915/AU915/KR920/AS923-1&2&3&4 |
| | Mode | OTAA/ABP Class A |
| Measurement | Temperature | ±0.3°C (0°C ~ 70°C), ±0.6°C (-30°C ~ 0°C) |
| | Humidity | ±3%RH (10%RH ~ 90%RH), ±5%RH (below 10%RH and above 90%RH) |
| Physical Characteristics | Configuration | NFC |
| | Power Supply* | Easily Replaceable Battery with up to 10-Year Battery Life |
| | Operation Temperature | -30°C ~ 70°C |
| | Ingress Protection | IP67 |
| | Dimension | 88.5 × 85.3 × 27 mm (3.48 × 3.36 × 1.06 in) |
| | Installation | Wall Mounting |

* Tested under laboratory conditions and for guideline purposes only.

Leak Detection Sensor

EM300-SLD/ZLD is suitable for detecting presence of water or other liquids and remotely alerting users the potential water leak accordingly.



Overall Features

- IP67 Rated and UV Resistance
- Conductive Liquids Leak Detection with 5mm to Trigger Alert
- Embedded Temperature & Humidity Sensors with High Accuracy
- Customized Alarm Reporting Interval/Times for Various Usage
- Support Retransmission for Reliable Communication
- Store Capacity with 2,800 Sets of Historical Data Records
- Up to 10 Years Battery Life for Easy Maintenance
- LoRaWAN® Wireless Deployment with Low Power Consumption

**EM300-SLD
EM300-ZLD**

| Model | | EM300-SLD | EM300-ZLD |
|-------------------------------|-----------------------|--|--------------------|
| Wireless Transmission | Technology | LoRaWAN®, Milesight D2D | |
| | Frequency | CN470/IN865/RU864/EU868/US915/AU915/KR920/AS923-1&2&3&4 | |
| | Mode | OTAA/ABP Class A | |
| Measurement Leakage Detection | Temperature | ±0.3°C (0°C ~ 70°C), ±0.6°C (-30°C ~ 0°C) | |
| | Humidity | ±3%RH (10%RH ~ 90%RH), ±5%RH (below 10%RH and above 90%RH) | |
| | Trigger Condition | When Conducting Liquid Level Reaches 5 mm | |
| | Cable Length | 1.5 m (Customizable) | 3 m (Customizable) |
| Physical Characteristics | Configuration | NFC | |
| | Power Supply* | Easily Replaceable Battery with up to 10-Year Battery Life | |
| | Operation Temperature | -30°C ~ 70°C | |
| | Ingress Protection | IP67 | |
| | Dimension | 105.6 × 85.3 × 27 mm (4.16 × 3.36 × 1.06 in) | |
| | Installation | Wall Mounting | |

* Tested under laboratory conditions and for guideline purposes only.

Tilt Sensor

EM310-TILT is suitable for angle measurement and asset movement based on angle changes and send threshold alarms.



Overall Features

- IP67 Rated for Harsh Environment
- 3-Axis Accelerometer for Accurate Detection
- Built-in Zero Adjustment for Smart Measurement
- 36 Customized Trigger Rules for Various Applications
- Up to 5 Years Battery Life for Easy Maintenance
- LoRaWAN® Wireless Deployment with Low Power Consumption

EM310-TILT

| Model | | EM310-TILT |
|--------------------------|-----------------------|--|
| Wireless Transmission | Technology | LoRaWAN® |
| | Frequency | CN470/IN865/RU864/EU868/US915/AU915/KR920/AS923-1&2&3&4 |
| | Mode | OTAA/ABP Class A |
| Measurement | Axis | X, Y, Z |
| | Range | ± 1° (- 90° ~ +90°) |
| | Resolution | 0.01° |
| Physical Characteristics | Configuration | NFC |
| | Power Supply* | Easily Replaceable Batteries with over 5-Year Battery Life |
| | Operation Temperature | -20°C ~ 60°C |
| | Ingress Protection | IP67 |
| | Dimension | 111 x 62 x 33 mm (4.37 x 2.44 x 1.30 in) |
| | Installation | On the Flat Surfaces with Screws |

* Tested under laboratory conditions and for guideline purposes only.

Ultrasonic Distance/Level Sensor

EM310-UDL features short blind zone and broad range distance measurement. It is suitable for various applications such as smart parking, smart waste bin and so on.



Overall Features

- IP67 Rated for Harsh Environment
- Non-Contact Distance Detection with 3-450cm Measurement Range
- 3-Axis Accelerometer for Accurate Measurement
- Up to 10 Years Battery Life for Easy Maintenance
- LoRaWAN® Wireless Deployment with Low Power Consumption

EM310-UDL

| Model | | EM310-UDL |
|--------------------------|-----------------------|---|
| Wireless Transmission | Technology | LoRaWAN® |
| | Frequency | CN470/IN865/RU864/EU868/US915/AU915/KR920/AS923 |
| | Mode | OTAA/ABP Class A |
| Measurement | Distance Range | ± (1+0.3%*S) cm, S=distance (3 - 450 cm) |
| | Distance Resolution | 1 mm |
| | Device Position | Normal/Tilt (Status) |
| Physical Characteristics | Configuration | NFC |
| | Power Supply* | Easily Replaceable Batteries with over 10-year Battery Life |
| | Operation Temperature | -15°C ~ 60°C |
| | Ingress Protection | IP67 |
| | Dimension | 111 x 62 x 40 mm (4.37 x 2.44 x 1.57 in) |
| | Installation | On the Flat Surfaces with Screws |

* Tested under laboratory conditions and for guideline purposes only.

Temperature & Humidity Sensor

EM320-TH is suitable for indoor and outdoor temperature and humidity monitoring. It can be widely used in cold chain.



Overall Features

- IP67 Rated for Harsh Environment
- FDA-Approved Food Contact Materials
- Support Subtle Changes Monitoring with Higher Accuracy
- Standard & Magnetic Version for Practical Usage
- Support Retransmission for Reliable Communication
- Store Capacity with 3,000 Sets of Historical Data Records
- Up to 5 Years Battery Life for Easy Maintenance
- LoRaWAN® Wireless Deployment with Low Power Consumption

EM320-TH

| Model | | EM320-TH |
|--------------------------|-----------------------|--|
| Wireless Transmission | Technology | LoRaWAN® |
| | Frequency | CN470/IN865/RU864/EU868/US915/AU915/KR920/AS923-1&2&3&4 |
| | Mode | OTAA/ABP Class A |
| Measurement | Temperature | ±0.2°C (-30°C ~ 60°C) |
| | Humidity | ±2%RH (0%RH ~ 100%RH) |
| Physical Characteristics | Configuration | NFC |
| | Power Supply* | Easily Replaceable Batteries with over 5-year Battery Life |
| | Material | PC + ABS (Food-Grade) |
| | Operation Temperature | -30°C ~ 60°C |
| | Ingress Protection | IP67 |
| | Dimension | 85 × 58 × 18 mm (3.34 × 2.28 × 0.70 in) |
| | Installation | Wall or Pole Mounting (Standard Version) Magnetic Adsorption (Magnet Version) |

* Tested under laboratory conditions and for guideline purposes only.

Tilt Sensor

EM320-TILT is suitable for angle measurement and asset movement based on angle changes and send threshold alarms.



Overall Features

- IP67 Rated for Harsh Environment
- 3-Axis Accelerometer for Accurate Detection
- Built-In Zero Adjustment for Smart Measurement
- 36 Customized Trigger Rules for Various Applications
- Up to 3 Years Battery Life for Easy Maintenance
- LoRaWAN® Wireless Deployment with Low Power Consumption

EM320-TILT

| Model | | EM320-TILT |
|--------------------------|-----------------------|--|
| Wireless Transmission | Technology | LoRaWAN® |
| | Frequency | CN470/IN865/RU864/EU868/US915/AU915/KR920/AS923-1&2&3&4 |
| | Mode | OTAA/ABP Class A |
| Measurement | Axis | X, Y, Z |
| | Range&Accuracy | -90°~ +90°(Accuracy : ±1°) |
| Physical Characteristics | Configuration | NFC |
| | Power Supply* | Easily Replaceable Batteries with over 3-Year Battery Life |
| | Operation Temperature | -30°C ~ +60°C |
| | Ingress Protection | IP67 |
| | Dimension | 85 × 58 × 18 mm (3.34 × 2.28 × 0.70 in) |
| | Installation | Wall Mounting, Pole Mounting |

* Tested under laboratory conditions and for guideline purposes only.

Smart Current Transformer

CT10x provides non-intrusive current measurement. It is able to power the device through the secondary induced current without the need for batteries.



Overall Features

- Powered by the Circuit under Test, No Batteries Required
- Non-intrusive and Quick Installation without Damaging Circuits or Shutting Down the Power Supply
- Support Sampling Frequencies up to 3.3kHz for More Accurate Current Measurements
- Determines the General Direction of Energy Consumption and Automatically Calculates Cumulative Ampere-Hour Values Once per Second
- Compact Design Makes It Easy to Install Even in Tight Quarters

CT101
CT103

| Model | | CT101 | CT103 |
|--------------------------|-------------------------|---|--------|
| Wireless Transmission | Technology | LoRaWAN® | |
| | Frequency | CN470/IN865/RU864/EU868/US915/AU915/KR920/AS923-1&2&3&4 | |
| | Mode | OTAA/ABP Class A | |
| Measurement | Detection Parameter | RMS Current | |
| | Rated Primary Current | 100 A | 300 A |
| | Rated Secondary Current | 100 mA | 150 mA |
| Physical Characteristics | Power Supply | Induced current power supply | |
| | Ingress Protection | IP30 | |
| | Installation | Open current clamp, suspended on the conductor under test | |
| | Operating Temperature | -12°C~+75°C | |
| | Flammability Rating | UL94-V0 | |
| | Storage Temperature | -20°C~+75°C | |

ToF Laser Distance Sensor

EM400-TLD is designed for small & mini trash bins, boasts a range of powerful features, including the ability to detect overflowing garbage, the status of the garbage bin lid, and trash combustion.



Overall Features

- Detection Ranges from 2cm to 350cm
- Designed for Level Monitoring in Small Trash BinsLoRaWAN® & NB/Cat.M Version
- IP67 Rated for Harsh Environment
- High Accuracy and Almost No Blind Spot with ToF Technology
- 3-Axis Accelerometer for Asset Status Management
- Embedded NTC Thermistor for Fire Alarms
- Two Pre-set Modes for Seamless User ExperienceUp to 10 Years Battery Life for Easy Maintenance
- Positioning Function Enabled by GNSS Modules (NB-IoT Version)



EM400-TLD

| Model | | EM400-TLD | |
|--------------------------|--------------------|--|---|
| | | LoRaWAN® | NB-IoT/Cat M |
| Wireless Transmission | Technology | LoRaWAN® | NB-IoT/Cat M |
| | Frequency | CN470/IN865/RU864/EU868/US915 /AU915/KR920/AS923-1&2&3&4 | Cat M1: B1/B2/B3/B4/B5/B8/B12/B13/B18 /B19/B20/B25/B26/B27/B28/B66/B85 Cat NB2: B1/B2/B3/B4/B5/B8/B12/B13/B18 /B19/B20/B25/B28/B66/B71/B85 |
| | Mode | OTAA/ABP Class A | TCP/UDP/MQTT/AWS |
| Measurement | ToF FoV | 27° | |
| | Range&Accuracy | Range: 2 ~ 350 cm Accuracy: ±2 cm (-20°C~70°C) Resolution:1 mm | |
| | Temperature | -40°C ~125°C | |
| | Position | Normal/Tilt | |
| | Location | | Longitude & Latitude (GNSS) |
| Physical Characteristics | Configuration | NFC | |
| | Battery Life* | Around 10 years (Standard Mode -10min Interval, Bin Mode -20min Interval, 25°C) | TCP/UDP—Around 10 Years MQTT/AWS—Around 5 Years (4 Times Report Per Day, Per Report Includes 12 Packages with 30-min Collection Interval, 25°C)** |
| | Ingress Protection | IP67 | |
| | Installation | On the Flat Surface with Screws | |

*Tested under laboratory conditions and for guideline purposes only.
**PSM is required for SIM card and will be impacted by cellular base station signals.

Multifunctional Ultrasonic Distance Sensor

M400-MUD is equipped with multiple application modes catering to a variety of scenarios such as smart waste management, smart parking and other distance / level measurement applications.



Overall Features

- Detection Ranges from 3cm to 450cm
- Specialized in Distance Detection in Trash Bin and Parking Lot
- LoRaWAN® & NB/Cat.M Version
- IP67 Rated for Harsh Environment
- Pre-set Modes: Standard Mode & Bin Mode
- Support Pre-set Parking Lot Mode (LoRaWAN® Version Only)
- Ultrasonic Technology with Small Blind Spots Calibration
- 3-Axis Accelerometer for Asset Status Management Embedded
- NTC Thermistor for Fire Alarms
- Up to 10 Years Battery Life for Easy Maintenance
- Positioning Function Enabled by GNSS Modules (NB-IoT Version)

EM400-MUD

| Model | | EM400-MUD | |
|--------------------------|-----------------------|---|---|
| Wireless Transmission | Technology | LoRaWAN® | NB- IoT/Cat M |
| | Frequency | CN470/ IN865/RU864/EU868/US915 /AU915/KR920/AS923- 1&2&3&4 | Cat M1: B1/B2/B3/B4/B5/B8/B12/B13/B18/B19/B20/B25/B26/B27/B28/B66/B85 Cat NB2: B1/B2/B3/B4/B5/B8/B12/B13/B18/B19/B20/B25/B28/B66/B71/B85 |
| | Mode | OTAA/ABP Class A | TCP/UDP/MQTT/AWS |
| Measurement | Detection Range | 3 ~ 450 cm | |
| | Detection Accuracy | ± (1+0.3%*S) cm (-15°C ~ 60°C), S=distance | |
| | Temperature | -40°C ~125°C | |
| | Position | Normal/Tilt | |
| | Location | Longitude & Latitude (GNSS) | |
| Physical Characteristics | Configuration | NFC | |
| | Battery Life* | Standard Mode: >10 years (10min Interval, 25°C) Bin Mode: >10 years (20min Interval, 25°C) Parking Lot Mode: 5 years (12 Triggers Per Day, 25°C) | TCP/UDP—Around 10 Years MQTT/AWS—Around 5 Years (4 Times Report Per Day, Per Report Includes 12 Packages with 30-min Collection Interval, 25°C)** |
| | Operation Temperature | -30°C ~ +70°C | |
| | Ingress Protection | IP67 | |
| | Dimension | 118 × 65 × 32.5 mm | |
| | Installation | On the Flat Surface with Screws | |
| | | *Tested under laboratory conditions and for guideline purposes only. **PSM is required for SIM card and will be impacted by cellular base station signals. | |

Ultrasonic Distance Sensor

M400-UDL offers three versions (Standard and Pro) with varying detection range, resolution, and accuracy, which is designed to cater to the demands of professional applications.



Overall Features

- Detection Ranges from 25cm to 1000cm
- Professional for Detecting Water Level in Reservoir, Industrial Tank Level and etc.
- LoRaWAN® & NB/Cat.M Version
- IP67 Rated for Harsh Environment
- Non-Contact Distance Measurement
- Ultrasonic Technology with Small Blind Spots Calibration
- 3-Axis Accelerometer for Asset Status Management
- Embedded NTC Thermistor for Fire Alarms
- Up to 10 Years Battery Life for Easy Maintenance
- Positioning Function Enabled by GNSS Modules (NB-IoT Version)

EM400-UDL

| Model | | EM400-UDL | | | |
|--------------------------|---|---|---|--|---|
| Wireless Transmission | Technology | LoRaWAN® | | NB- IoT/Cat M | |
| | Frequency | CN470/ IN865/RU864/EU868/US915/ AU915/KR920/AS923-1&2&3&4 | | Cat M1: B1/B2/B3/B4/B5/B8/B12/B13/B18/B19/B20/B25/B26/B27/B28/B66/B85 Cat NB2: B1/B2/B3/B4/B5/B8/B12/B13/B18/B19/B20/B25/B28/B66/B71/B85 | |
| | Mode | OTAA/ABP Class A | | TCP/UDP/MQTT/AWS | |
| Measurement | Model | Standard | Pro | Standard | Pro |
| | Detection Range | C050: 25 ~ 500 cm C100: 25 ~ 1000 cm | W050: 30 ~ 500 cm W100: 50 ~ 1000 cm | C050: 25 ~ 500 cm C100: 25 ~ 1000 cm | W050: 30 ~ 500 cm W100: 50 ~ 1000 cm |
| | Detection Accuracy | ± (1+0.3%*S) cm, S=distance(- 15°C ~ 60°C)* | | ± (1+0.3%*S) cm, S=distance(- 15°C ~ 60°C)* | |
| | Temperature | -40°C ~ +125°C | | | |
| | Position | Normal/Tilt | | | |
| | Location | Longitude & Latitude (GNSS) | | | |
| Physical Characteristics | Configuration | NFC | | | |
| | Battery Life** | > 10 Years (10min Interval, 25°C) | | (4 Times Report Per Day, Per Report Includes 12 Packages with 30-min Collection Interval, 25°C)*** | |
| | Operation Temperature | -30°C ~70°C | | | |
| | Ingress Protection | IP67 | | | |
| | Installation | On the Flat Surface with Screws | | | |
| | *This accuracy is applicable to the measuring range of 25~800cm. **Tested under laboratory conditions and for guideline purposes only. ***PSM is required for SIM card and will be impacted by cellular base station signals. | | | | |

Outdoor Asset Tracker

AT101 allows asset/property owners to ensure awareness for critical assets comes first via highly accurate positioning data from GNSS and Wi-Fi scanning.



Overall Features

- High-Accurate GNSS Positioning and Cooperate with Wi-Fi Positioning
- Support Geofencing for Targeted Messaging to Secure the Assets and Area
- Provide Motion/Periodic/Timing Modes IP67
- Rated for Harsh Environment
- IK09 Rated for Impact Resistance
- Easy Configuration via NFC or Bluetooth
- 3-Axis Accelerometer for Asset Status Management
- Embedded NTC Thermistor for Fire Alarms
- Support Retransmission for Reliable Communication
- Store Capacity with 1,000 Sets of Historical Data Records
- Over 15 Years Battery Life for Easy Maintenance

AT10
1

| Model | | AT101 |
|--------------------------|--------------------|---|
| Wireless Transmission | Technology | LoRaWAN® |
| | Frequency | CN470/ IN865/RU864/EU868/US915/AU915/KR920/AS923- 1&2&3&4 |
| | Mode | OTAA/ABP Class A |
| Measurement | Positioning | GNSS Resolution 0.000001 (Longitude/Latitude) Accuracy 5.0m (Direct Line of Sight) |
| | | Wi-Fi Wi-Fi Parameters: BSSID, RSSI Wi-Fi Standard: 802.11b/g/n 2.4GHz |
| Physical Characteristics | Motion | Normal/Tilt |
| | Temperature | -40°C ~ 125°C |
| | Configuration | NFC, Bluetooth® 5.3 |
| | Battery Life* | Twice Daily Location Updates - 15+ Years Tenth Daily Location Updates - 8+ Years Hourly Location Updates - 4+ Years |
| | Ingress Protection | IP67 |
| | Impact Protection | IK09 |
| Installation | | Wall Screw Mounting, 3M Tape Mounting, Cable-tie Mounting |

* Tested under laboratory conditions and for guideline purposes only.

CO₂ Sensor (4 in 1)

EM500-CO2 is designed for monitoring CO2 concentration, temperature, humidity and barometric pressure in outdoor scenarios.



Overall Features

- IP65 Rated for Harsh Environment
- 4 Sensors in 1 for Various Outdoor Usage
- Measuring Ranges from 400 ppm to 5,000 ppm
- Up to 10 Years Battery Life for Easy Maintenance
- LoRaWAN® Wireless Deployment with Low Power Consumption

EM500-CO2

| Model | | EM500-CO2 |
|--------------------------|-----------------------|--|
| Wireless Transmission | Technology | LoRaWAN® |
| | Frequency | CN470/IN865/RU864/EU868/US915/AU915/KR920/AS923-1&2&3&4 |
| | Mode | OTAA/ABP Class A |
| Measurement | Carbon Dioxide (CO2) | ± (30 ppm + 3% of reading), 400 - 5000 ppm (0°C ~ 50°C, 0~85%RH) |
| | Temperature | ±0.3°C (0°C ~ 70°C), ±0.6°C (-30°C ~ 0°C) |
| | Humidity | ±3%RH (10%RH ~ 90%RH), ±5%RH (below 10%RH and above 90%RH) |
| | Barometric Pressure | ±1 hPa, 300 ~ 1100 hPa (-40°C ~ 85°C) |
| Physical Characteristics | Configuration | NFC, USB Type-C Port |
| | Power Supply* | Built-in 19000 mAh Can be Used for up to 10 Years |
| | Operation Temperature | -30°C ~ 70°C |
| | Ingress Protection | IP65 |
| | Dimensions | 147.9 x 71 x 69.5 mm (5.8 x 2.8 x 2.7 in) |
| | Installation | Pole, Wall or DIN Rail Mounting |

* Tested under laboratory conditions and for guideline purposes only.

Light Sensor

EM500-LGT can accurately monitor changes in the surrounding light intensity.



Overall Features

- IP67 Rated and UV Resistance
- Measuring Ranges from 0 lux to 100,000 lux
- Fast 1-Sec Response for Accurate Monitoring
- Up to 10 Years Battery Life for Easy Maintenance
- LoRaWAN® Wireless Deployment with Low Power Consumption

EM500-LGT

| Model | | EM500-LGT |
|--------------------------|-----------------------|---|
| Wireless Transmission | Technology | LoRaWAN® |
| | Frequency | CN470/IN865/RU864/EU868/US915/AU915/KR920/AS923-1&2&3&4 |
| | Mode | OTAA/ABP Class A |
| Measurement | Light | 0 ~ 100000 lux |
| | Accuracy | ±3% |
| | Configuration | NFC, USB Type-C Port |
| Physical Characteristics | Power Supply* | Built-in 19000 mAh Can be Used for up to 10 Years |
| | Operation Temperature | -30°C ~ 60°C |
| | Ingress Protection | IP67 (Transceiver)/IP65 (Light Sensor) |
| | Dimension | Transceiver: 105.4 × 71 × 69.5 mm (4.1 × 2.8 × 2.7 in) Light Sensor: 64 × 58 × 34 mm (2.5 × 2.3 × 1.3 in) Cable Length: 3 m |
| | Installation | Pole, Wall or DIN Rail Mounting |

* Tested under laboratory conditions and for guideline purposes only.

Pipe Pressure Sensor

EM500-PP is designed for the pressure monitoring of tank level or leakage in pipes.



Overall Features

- IP67 Rated and UV Resistance
- Measuring Ranges from 0 kPa to 1,600 kPa Shock & Vibration & Corrosion Resistant
- ±0.5% FS Measuring Accuracy to Prevent Leakage Danger
- Temperature Compensation for Correcting Temperature Changes
- Up to 10 Years Battery Life for Easy Maintenance
- LoRaWAN® Wireless Deployment with Low Power Consumption


EM500-PP

| Model | | EM500-PP |
|--------------------------|---------------------------------|---|
| Wireless Transmission | Technology | LoRaWAN® |
| | Frequency | CN470/IN865/RU864/EU868/US915/AU915/KR920/AS923-1&2&3&4 |
| | Mode | OTAA/ABP Class A |
| Measurement | Pressure Type | Gauge Pressure |
| | Range | ± 0.5% FS, 0 - 1600 kPa (16 Bar) |
| | Overload | 150% FS |
| | Long-term Stability | ± 0.3% FS/year |
| Physical Characteristics | Configuration | NFC, USB Type-C Port |
| | Power Supply* | Built-in 19000 mAh Can be Used for up to 10 Years |
| | Operation Temperature | -30°C ~ 70°C (Transceiver)/-10°C ~ 70°C (Pipe Pressure Sensor) |
| | Ingress Protection | IP67 (Transceiver)/IP65 (Pipe Pressure Sensor) |
| | Dimension | Transceiver: 105.4 × 71 × 69.5 mm (4.1 × 2.8 × 2.7 in) Pipe Sensor: 67.5 × Ø27 mm (2.7 × Ø1.1 in) Cable Length: 1.5 m |
| Installation | Pole, Wall or DIN Rail Mounting | |

* Tested under laboratory conditions and for guideline purposes only.

Industrial Temperature Sensor

EM500-PT100 equips a highly accurate temperature sensor PT100, platinum resistance temperature detector, to provide temperature measurement from -200°C to 800°C.



Overall Features

- IP67 Rated and UV Resistance
- Measuring Ranges from -200°C to 800°C
- Support Various Terminal Heads including Straight Tube, Armored, SMT, Threaded and Magnet
- 3-Wire Circuit Design for Stable Connection
- Up to 10 Years Battery Life for Easy Maintenance
- LoRaWAN® Wireless Deployment with Low Power Consumption

EM500-PT100

| Model | | EM500-PT100 |
|--------------------------|-----------------------|--|
| Wireless Transmission | Technology | LoRaWAN® |
| | Frequency | CN470/IN865/RU864/EU868/US915/AU915/KR920/AS923-1&2&3&4 |
| | Mode | OTAA/ABP Class A |
| Measurement | Connection Type | 3-wire connection |
| | Range | T050: -200°C ~ 50°C, T500: -50°C ~ 500°C T200: -50°C ~ 200°C, T800: -50°C ~ 800°C (Customizable from -200°C ~ 800°C) |
| | Accuracy | ±0.5°C |
| Physical Characteristics | Configuration | NFC, USB Type-C Port |
| | Power Supply* | Built-in 19000 mAh Can be Used for up to 10 Years |
| | Operation Temperature | -30°C ~ 70°C |
| | Ingress Protection | Transceiver: IP67, Sensor: Differ Based on Temperature Ranges |
| | Dimension | 105.4 × 71 × 69.5 mm (4.1 × 2.8 × 2.7 in) |
| | Probe Type | Straight Tube (Customizable) |
| Cable Length | 1.5 m (Customizable) | |

* Tested under laboratory conditions and for guideline purposes only.

Ultrasonic Distance/Level Sensor

EM500-UDL provides highly accurate distance measurement for a variety of applications in harsh environment.



Overall Features

- IP67 Rated and UV Resistance
- Measurements in Small Containers or Openings
- Measuring Ranges from 0.3m to 10 m
- Range is Customizable for Snow Level Detection Usage Support
- Detection of Corrosive Liquid, Chemicals or Combustibles with Non-Contact Design
- Up to 10 Years Battery Life for Easy Maintenance
- LoRaWAN® Wireless Deployment with Low Power Consumption

EM500-UDL

| Model | | EM500-UDL |
|--------------------------|-----------------------|---|
| Wireless Transmission | Technology | LoRaWAN® |
| | Frequency | CN470/IN865/RU864/EU868/US915/AU915/KR920/AS923-1&2&3&4 |
| | Mode | OTAA/ABP Class A |
| Measurement | Range & Accuracy | W050: 0.3 ~ 5 m, ±1% FS W100: 0.5 ~ 10 m, ±1% FS S050: 0.3 ~ 5 m (Snow Version), ±1% FS C050: 0.25 ~ 5 m, ±(1+0.3%*S) cm, S=Distance C100: 0.25 ~ 8 m, ±(1+0.3%*S) cm, S=Distance |
| | Configuration | NFC, USB Type-C Port |
| Physical Characteristics | Power Supply* | Built-in 19000 mAh Can be Used for up to 10 Years |
| | Operation Temperature | W050/W100/S050: -30°C ~ 65°C C050/C100: -15°C ~ 60°C |
| | Ingress Protection | IP67 |
| | Dimension | 156.1 × 71 × 69.5 mm (6.1 × 2.8 × 2.7 in) |
| | Installation | Pole, Wall or DIN Rail Mounting |

* Tested under laboratory conditions and for guideline purposes only.

Soil Moisture, Temperature and Electrical Conductivity Sensor

EM500-SMTC/SMT is suitable for soil condition monitoring. With an external probe, it can accurately and instantly detect conditions on soil moisture content, temperature, and electrical conductivity.



Overall Features

- IP67 Rated and UV Resistance
- Research-Grade Accuracy in Multiple Soil Media
- Rapid Monitoring of Growing Conditions
- Temperature Compensation for Correcting Temperature Changes
- Up to 10 Years Battery Life for Easy Maintenance
- LoRaWAN® Wireless Deployment with Low Power Consumption

EM500-SMTC

| Model | | EM500-SMTC |
|--------------------------|-----------------------|---|
| Wireless Transmission | Technology | LoRaWAN® |
| | Frequency | CN470/ IN865/RU864/EU868/US915/AU915/KR920/AS923- 1&2&3&4 |
| | Mode | OTAA/ABP Class A |
| Measurement | Moisture | Range: 0% ~ 100% RH Accuracy: ±2%(0~50%), ±3%(50%~100%) Resolution: 0.01% |
| | Temperature | Range: -40°C ~ 80°C Accuracy: ±0.5°C Resolution: 0.1°C |
| | Conductivity | Range: 0~20000 µs/cm Accuracy: ±3%(0~10000 µs/cm), ±5%(10000~20000 µs/cm) Resolution: 1 µs/cm |
| Physical Characteristics | Configuration | NFC, USB Type-C Port |
| | Battery Life* | Built-in 19000 mAh Can be Used for up to 10 Years |
| | Operation Temperature | -30°C to +70°C |
| | Cable Length | 2m |
| | Ingress Protection | IP67 (Transceiver)/IP68(Soil Sensor) |

* Tested under laboratory conditions and for guideline purposes only.

Submersible Water Level Sensor

EM500-SWL is designed to measure the tank level or open water applications while fully submerged in liquid.



Overall Features

- IP67 Rated and UV Resistance
- Accurate Detection without Affecting by Foam, Wind, or Rain
- Support Water Detection & Customizable for Oil and Other Non-Corrosive Media
- Measuring Range is Customizable up to 200 m
- ±0.5% FS Measuring Accuracy for Better Detection
- Up to 10 Years Battery Life for Easy Maintenance
- LoRaWAN® Wireless Deployment with Low Power Consumption

EM500-SWL

| Model | | EM500-SWL |
|--------------------------|---------------------------------|--|
| Wireless Transmission | Technology | LoRaWAN® |
| | Frequency | CN470/IN865/RU864/EU868/US915/AU915/KR920/AS923-1&2&3&4 |
| | Mode | OTAA/ABP Class A |
| Measurement | Pressure Type | Gauge Pressure |
| | Range | ± 0.5% FS, (0 ~ 3m/5m/10m (H2O)) (Customizable up to 200 m and for Other Liquids) |
| | Long-term Stability | c ± 0.3% FS/Year |
| Physical Characteristics | Configuration | NFC, USB Type-C Port |
| | Power Supply* | Built-in 19000 mAh Can be Used for up to 10 Years |
| | Operation Temperature | -30°C ~ 70°C (Transceiver) -10°C ~ 70°C (Level Sensor) |
| | Ingress Protection | IP67 (Transceiver)/IP68 (Level Sensor) |
| | Dimension | Transceiver: 105.4 × 71 × 69.5 mm (4.1 × 2.8 × 2.7 in) Level Sensor: 140 × φ28 mm (5.5 × φ1.1 in) Cable Length: At Least 1 ~ 1.5 m Longer than Measuring Range |
| Installation | Pole, wall or DIN Rail Mounting | |

* Tested under laboratory conditions and for guideline purposes only.

Insertion Temperature Sensor

TS101 provides high precision and reliable consistency with an advanced measuring unit that offers a wide temperature measuring range.



Overall Features

- ±0.5° Detection Accuracy
- Food-Grade Enclosure and Probe
- IP67 Rated for Harsh Environment
- IK10 Rated Transceiver for Impact Resistance
- Support Retransmission for Reliable Communication
- Store Capacity with 1,200 Sets of Historical Data Records
- Up to 10 Years Battery Life for Easy Maintenance

TS101

| Model | | TS101 |
|--------------------------|--------------------|---|
| Wireless Transmission | Technology | LoRaWAN® |
| | Frequency | CN470/ IN865/RU864/EU868/US915/AU915/KR920/AS923- 1&2&3&4 |
| | Mode | OTAA/ABP Class A |
| Measurement | Range | -30°C ~ +70°C (Accuracy: ±0.5°C) |
| | Resolution | 0.1°C |
| Physical Characteristics | Configuration | NFC |
| | Power Supply* | Easily Replaceable Battery with 10-Year Battery Life |
| | Material | Transceiver: ABS + PC Sensor Probe: 316 Stainless Steel (Food-Grade, Phosphine & Corrosion Resistant) |
| | Ingress Protection | IP67 |
| | Impact Protection | IK10(Transceiver) |
| | Dimension | Transceiver: Ø 92 × 92 × 26 mm (Ø 3.62 × 3.62 × 1.02 in) Sensor Probe: Ø 7 × 400 mm (Ø 0.28 × 15.75 in) |
| | Installation | Insert Installation |

* Tested under laboratory conditions and for guideline purposes only.

LoRaWAN® Temperature Sensor

TS301/TS302 features an LCD display, presenting temperature and open/close data from high-accuracy PT100 temperature probes and door magnetic sensors. It is ideal for the food processing, pharmaceutical storage, and transportation industries.



Overall Features

- Optimized Readability with LCD Screen
- Efficient Data Export in PDF
- Compliance with HACCP and 21 CFR Part 11B
- Various Precision Probe Options
- IP65 Rated for Harsh Environments
- Support Data Storage and Retransmission
- LoRaWAN® Wireless Deployment with Low Power Consumption



TS301 TS302

| Model | | TS301 | TS302 |
|--------------------------|--------------------|--|-------|
| Wireless Transmission | Technology | LoRaWAN® | |
| | Frequency | CN470/IN865/RU864/EU868/US915/AU915/KR920/AS923-1&2&3&4 | |
| | Mode | OTAA/ABP Class A | |
| Sensor Connector | Connector Type | 5-pin M12 A-Coded Male Connector | |
| | Connector Number | TS301: 1 × Connector for PT100 Probe or Magnet Switch Sensor TS302: 2 × Connectors for two PT100 Probes or PT100 + Magnet Switch Sensor | |
| Others | Configuration | Mobile App (via NFC) or PC software (via USB Type-C) | |
| | Data Logging | 10, 000 measurements and supports to export as CSV or PDF file | |
| Physical Characteristics | Ingress Protection | IP65 | |
| | Dimension | 109.35 × 75 × 20 mm (4.31 × 2.95 × 0.79 in) | |
| | Installation | Wall Screw Mounting, Magnetic Mounting (Opt.) | |

| PT100 Probes* | | | |
|---------------|---|-----------------------|-----------------------|
| Model | B05-125-200 | AF10-125-150 | A05-500-150 |
| Measurement | ± 0.5°C (-40°C~40°C), ± 1°C (40°C~125°C) | ± 0.4°C (-40°C~125°C) | ± 0.5°C (-50°C~500°C) |
| Cable Length | 2m | 1.5m | 1.5m |

* Please contact us for customized probe options according to your specific requirements.

| Magnet Switch Sensor | |
|----------------------|--|
| Detection Distance | 20-30 mm |
| Cable Length | 1.5 m (Customizable) |
| Dimension | 32 × 15 × 8 mm (1.25 × 0.59 × 0.31 in) |

Smart Radiator Thermostat

WT101 provides automatic and intelligent heating controls based on accurate monitoring of the ambient room temperature. Different types of valves are provided for options and highly improve its compatibility.



Overall Features

- LoRaWAN® Based for Wireless Transmission
- Accurate Temperature Detection and Calibration
- Up to 16 Heating Schedules within 1 Pre-set Date Period
- Support Child Lock to Prevent Tampering
- Open Window Detection for Smart Management
- Fully Compatible Valve Adapters Out of the Box
- Support Integration with BMS Systems
- Easy Configuration via NFC

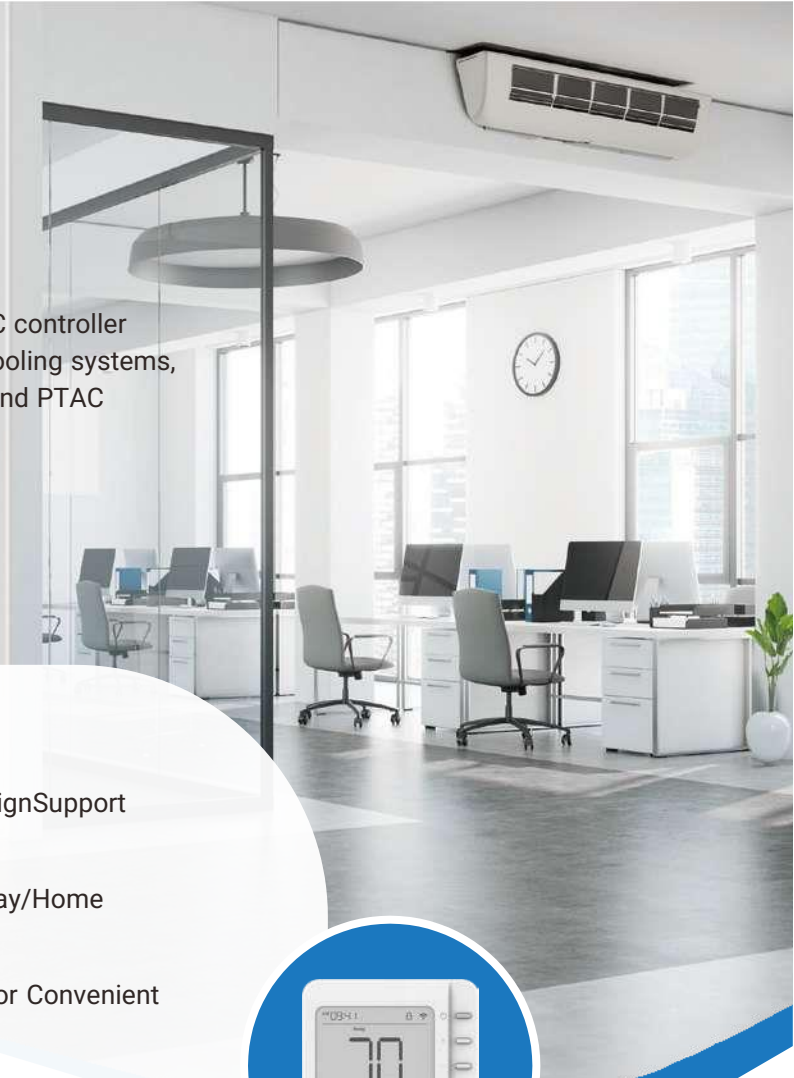
WT101

| Model | | WT101 |
|--------------------------|-----------------------|---|
| Wireless Transmission | Technology | LoRaWAN® |
| | Frequency | IN865/RU864/EU868 |
| | Mode | OTAA/ABP Class A |
| Valve Control | Actuator | Stepping Motor |
| | Default Valve Fitting | M30x1.5mm |
| | Optional Adapters | RA, RAV, RAVL, Giacomini, M28 (Comap, Herz, TA) |
| | Advanced Feature | Automatic Temperature Control, Heat plans, Child Lock, Freeze Protection, Open-window Detection, Tamper Alarm |
| Temperature Sensor | Sensor Type | NTC |
| | Range | -20°C ~ 60°C |
| | Accuracy | ± 0.5°C (0°C ~ 50°C) |
| Physical Characteristics | Power Supply | 2 x 1.5V Li-FeS ₂ AA Replaceable Batteries (3000 mAh in Total) |
| | Battery Life* | Around 5 Years |
| | Ingress Protection | IP30 |
| | Installation | Latching on the Valve |

* Tested under laboratory conditions and for guideline purposes only.

Smart Thermostat

WT201 is a LoRaWAN® thermostat used as a HVAC controller supporting a wide range of different heating and cooling systems, including heat pumps, AC, boilers, furnaces, AHU, and PTAC devices.



Overall Features

- 4.2 -Inch LCD Screen with User Friendly UI DesignSupport
- Child Lock to Prevent Tampering
- Up to 16 Schedules with support of Wake/Away/Home /Sleep Modes
- Compatible with Hotel Room Card Systems for Convenient Remote Management
- Support Most 24VAC HVAC System, Including Furnaces and Air Conditioners (2H/2C), Heat Pumps (4H/2C + 1 Stage Aux Heat), Boilers, and Ptac
- Support Data Storage and Retransmission
- LoRaWAN® Wireless Deployment with Low Power Consumption
- Milesight D2D with Communication Latency to <1 Se



WT201

| Model | | WT201 |
|--------------------------|----------------------------------|--|
| Wireless Transmission | Technology | LoRaWAN®, Milesight D2D |
| | Frequency | US915/AU915/KR920/AS923-1&2&3&4 |
| | Mode | OTAA/ABP Class C |
| Thermostat Feature | Temperature Control Mode Options | Heat, EM (Emergency) Heat, Cool, Auto |
| | Fan Mode Options | Auto, On, Circulate |
| | Advanced Feature | Local Control Schedule, Threshold Alarm, „Freeze Protection, Child Lock, Multicast, Milesight D2D Controller, Milesight D2D Agent, Data Storage, Data Retransmission |
| Temperature Sensor | Sensor Type & Range | NTC, -4°F to 140°F (-20°C to 60°C) |
| Others | Configuration | NFC or Type C USB |
| Physical Characteristics | Power Supply* | 20 to 30 VAC, 24VAC Nominal |
| | Ingress Protection | IP30 |
| | Dimension | 113 x 110 x 21 mm (4.45 x 4.33 x 0.83 in) |
| | Installation | Wall Screw Mounting |

* Tested under laboratory conditions and for guideline purposes only.

Fan Coil Thermostat

WT30x is an advanced touch screen room thermostat, offering access to parameters such as system mode, fan mode and temperature setpoints. Valves and auxiliary electric heaters can be controlled using a relay or contactor system switch controlled by the thermostat.



Overall Features

- LoRaWAN® Based for Wireless Transmission
- Compact Size Design with Easy Installation
- Compiled with 2-Pipe FCU with up to a 3-Speed Fan
- Temperature Adjustment Available
- Support Pre-set Date Period with Programmable Schedules
- 86mm Hidden Box and European 60mm Round Box Available

WT30x

| Model | | WT301 | WT302 |
|--------------------------|-----------------------|---|-----------------------------------|
| Wireless Transmission | Technology | LoRaWAN® | |
| | Frequency | CN470/IN865/EU868/RU864/US915/AU915/KR920/AS923-1&2&3&4 | |
| | Mode | OTAA/ABP Class C | |
| Thermostat Feature | Compatible Fan Coil | Two Pipes, 3-speed fan, 95~240VAC | |
| | Fan Relay Amps | Resistance: 5A, Inductive: 3A | |
| | Compatible Valve | Two-wire On/Off Motorized Valve | 0-10V Proportional Integral Valve |
| | Valve Relay Amps | Resistance: 3A, Inductive: 1A | |
| Temperature Sensor | Sensor Type & Range | NTC, -20°C~60°C | |
| Physical Characteristics | Power Supply | 95~240 VAC, 50~60Hz | |
| | Operating Temperature | 0°C~45°C | |
| | Ingress Protection | IP20 | |
| | Dimension | 88 x 88 x 41.8 mm (3.46 x 3.46 x 1.65 in) | |
| | Installation | 86*86mm Square or European 60mm Round Box Mounting | |

IoT Weather Station

WTS305/WTS506 is an ultimate all-in-one weather monitoring system with WTS Sensors, WTS Hub, and solar panel for various atmospheric conditions, including windspeed, wind direction, temperature, humidity, barometric pressure and rainfall.



Overall Features

- IP65 Rated for WTS Sensors & IP67 Rated for WTS Hub
- Reliable Measurement for Standard Version (WTS305)
- Research-Grade Measurement for Professional Version (WTS506)
- Solar-Powered & Chargeable Batteries Backup for Better Operation
- Support Normal Work for 7 Days without Sunlight
- Support Retransmission for Reliable Communication
- Store Capacity with 19, 000 Sets of Historical Data Records



WTS305
WTS506

| Model | | WTS305 | WTS506 |
|--------------------------|---|---|---------------------------------|
| WTS Sensors | Temperature | ±0.3°C, (-40°C ~ 85°C) | |
| | Humidity | ±5% RH (0% ~ 100%) | ±3% RH (0% ~ 100%) |
| | Wind Direction | ±3° (0° ~ 360°), 1° | ±3° (0° ~ 360°), 1° |
| | Wind Speed | ± (0.5 + 0.02 V) m/s (0 ~ 60m/s) | ±0.3 m/s or ±3% (0 ~ 60 m/s) |
| | Barometric Pressure | ±1 hPa (500 ~ 1100 hPa) | ±0.5 hPa (500 ~ 1100 hPa) |
| | Rainfall | - | ±0.5 mm (< 10 mm), ±5% (>10 mm) |
| WTS Hub | LoRaWAN® Frequency | CN470/RU864/IN865/EU868/US915/AU915/KR920/AS923-1&2&3&4 | |
| | LoRaWAN® Work Mode | OTAA/ABP Class A | |
| Solar Panel | Open-Circuit Voltage | 18 V (± 0.3 V) | |
| | Rated Voltage | 15 V (±0.3 V) | 1 A (±5%) |
| | Maximum Power | 15 W (±5%) | 14.5 W (±5%) |
| Physical Characteristics | Configuration | NFC, USB Type-C Port | |
| | Power Supply | Solar Powered (15 W, 1 A) & 2 x 2550 mAh Replaceable Batteries Backup | |
| | Ingress Protection | IP65 (WTS Sensors), IP67 (WTS Hub) | |
| | Dimension | φ140 x 248 x φ50 mm | |
| | | 116 x 116 x 45.5 mm (WTS Hub) 343 x 283 x 16.5 mm (Solar Panel) | |
| Installation | Pole Mounting (WTS Sensor, Solar Panel) Screw Mounting (WTS Hub) | | |

Modbus to LoRaWAN® IoT Controller

UC100 is used for remote control and data acquisition from Modbus RS485 devices via LoRaWAN® networks.



Overall Features

- Modbus RS485 to LoRaWAN® Transmission
- Data Collection up to 16 Registers for Various Usage
- Compact Size with Embedded LoRa® Antenna
- Support Autonomous Operation even when the Network is Unavailable
- Built-in LED Indicator for Status Indication
- USB Type-C Port for Local Configuration & LoRa® Downlink for Remote Configuration
- Milesight D2D with Communication Latency to <1 Sec

UC100

| Model | | UC100 |
|--------------------------|--------------------|--|
| Wireless Transmission | Technology | LoRaWAN®, Milesight D2D |
| | Frequency | CN470/IN865/EU868/RU864/US915/AU915/KR920/AS923-1&2&3&4 |
| | Mode | OTAA/ABP Class C |
| | Advanced Feature | Milesight D2D Controller/Agent |
| Data Interfaces | Connector | 3.5 mm Terminal Block Connector |
| | Port | 1 x RS485 |
| | Protocol | Modbus RTU, Support Reading 16 Register Values |
| Physical Characteristics | Configuration | USB Type-C Port |
| | Power Supply | □ 5 ~ 24 VDC by Terminal Block ∇ 5 VDC by Type-C Port |
| | Power Consumption | < 0.5 W |
| | Ingress Protection | IP30 |
| | Dimension | 70 x 45 x 13 mm (2.75 x 1.77 x 0.51 in) |
| | Installation | Desktop, Wall Mounting |

LoRaWAN®/4G IoT Controller

UC300 is designed to connect devices on fields via rich industrial interfaces and backhaul connectivity.



Overall Features

- Support LoRaWAN® & 4G LTE Version
- Integrated Rich Interfaces: DI/DO/AI/RS232/RS485/PT100/RTD Input
- Data Collection up to 16 Registers for Various Usage
- Autonomous Operation when the Network is Unavailable
- Industrial-Grade Design with Heavy Cast Aluminum Casing
- Milesight D2D with Communication Latency to <1 Sec
- Bridge Modbus Data between Serial and Ethernet Network

UC300

| Model | | UC300 |
|---------------------------|--------------------|---|
| LoRaWAN® Model (Option A) | Technology | LoRaWAN®, Milesight D2D |
| | Frequency | CN470/IN865/EU868/RU864/US915/AU915/KR920/AS923-1&2&3&4 |
| | Mode | OTAA/ABP Class C |
| | Advanced Feature | Milesight D2D Controller/Agent |
| Cellular Model (Option B) | Network | 4G LTE/3G/2G |
| | Application Mode | TCP/UDP/MQTT/AWS/Milesight IoT Cloud/SMS |
| Data Interfaces | Interface Type | 3.5 mm Terminal Block |
| | IO | 4 x DI + 2 x DO |
| | Serial Port | 1 x RS232(Transparent) + 1 x RS485(Transparent, Modbus RTU) |
| | Analog Input | 2 x 4 ~ 20 mA, 2 x 0 ~ 10 V, 2 x PT100 RTD Input |
| Physical Characteristics | Configuration Port | USB Type-C port |
| | Built-in | Watchdog, Timer |
| | Power Supply | 5 ~ 24 VDC |
| | Ingress Protection | IP30 |
| | Dimension | 93 x 70 x 22 mm (3.66 x 2.76 x 0.87 in) |
| | Installation | Desktop, Wall Mounting, DIN Rail Mounting |

Multi-Interface LoRaWAN® Controller

UC50x is fully integrated and battery-powered with multiple communication interfaces.



Overall Features

- IP67 Rated and UV Resistance Enclosure with M12 Connectors
- Integrated Rich Interfaces: RS232, RS485, GPIO, Analog Input and SDI-12
- Solar Powered and Built-In Batteries for Flexible
- Power Supply Options
- Support Configuration via NFC or Wired USB Type-C Port
- Bridge Modbus Data between Serial and Ethernet Network via LoRaWAN®

UC50x

| Model | | UC501 | UC502 |
|--------------------------|-----------------------|--|--|
| Wireless Transmission | Technology | LoRaWAN® | |
| | Antenna | Internal Antenna or External Antenna (Hardware Optional) External Antenna (EA) Version: 1 x 50 Ω SMA Female Connector | |
| | Frequency | CN470/IN865/EU868/RU864/US915/AU915/KR920/AS923-1&2&3&4 | |
| | Mode | OTAA/ABP Class A, Class C | OTAA/ABP Class A |
| Data Interfaces | Interface Type | M12 A-Coded Male | |
| | IO Port | 2 x GPIO | |
| | Serial Ports | 1 x RS232 or RS485 (Switchable) (Transparent/Modbus RTU) | |
| | Analog Input | 2 x 4 ~ 20 mA (or 0 ~ 10 V) (Switchable) | |
| | SDI-12 | 1 x SDI-12 (V1.4) | |
| | Power Output | 2 x 3.3 V@Max 100mA, 2 x 5/9/12 V@Max 100 mA (Switchable) | |
| Physical Characteristics | Configuration | <input type="checkbox"/> NFC, USB Type-C Port <input type="checkbox"/> 2 x Chargeable Batteries <input type="checkbox"/> Solar Powered (6 V, 1.7 W) <input type="checkbox"/> 5 ~ 24 VDC | |
| | Power Supply | <input type="checkbox"/> 3 x 9000 mAh Replaceable Batteries <input type="checkbox"/> 5 ~ 24 VDC | <input type="checkbox"/> 3 x 9000 mAh Replaceable Batteries <input type="checkbox"/> 5 ~ 24 VDC |
| | Operation Temperature | -20°C ~ +60°C | -30°C ~ +70°C |
| | Ingress Protection | IP67 | |
| | Dimension | 116 x 116 x 45.5 mm (4.56 x 4.56 x 1.79 in) | |
| | Installation | Wall or Pole Mounting | |

LoRaWAN® Solenoid Valve Controller

UC51x provides access capabilities for common irrigation vales with embedded pulse counter to monitor flow precisely.



Overall Features


- IP67 Rated and UV Resistance Enclosure with M12 Connectors
- Water Flow Monitoring with Programmable Unit per Pulse
- Solar Powered and Built-in Batteries for Flexible Power
- Supply Options
- Support Configuration via NFC or Wired USB Type-C Port

UC51x

| Model | | UC511 | UC512 |
|--------------------------|-----------------------|--|------------------------------------|
| Wireless Transmission | Technology | LoRaWAN® | |
| | Antenna | Internal Antenna or External Antenna (Hardware Optional) External Antenna (EA) Version: 1 x 50 Ω SMA Female Connector | |
| | Frequency | CN470/IN865/EU868/RU864/US915/AU915/KR920/AS923-1&2&3&4 | |
| | Mode | OTAA/ABP Class A, Class B, Class C, Class C to B | OTAA/ABP Class A, Class B |
| Data Interfaces | Interface Type | M12 A-Coded Male | |
| | Solenoid Interface | 2 x Solenoid Interfaces, 5/9/12 VDC Switchable | |
| | GPIO Interface | 2 x GPIO Interfaces (Digital Input, Pulse Counter) | |
| | Configuration | <input type="checkbox"/> Solar Powered (6V, 1.7W) <input type="checkbox"/> NFC, USB Type-C Port | |
| Physical Characteristics | Power Supply | <input type="checkbox"/> 2 x Chargeable Batteries <input type="checkbox"/> 5-24 VDC (EA Version Only) | 3 x 9000 mAh Replaceable Batteries |
| | Operation Temperature | -20°C ~ +60°C | -30°C ~ +70°C |
| | Ingress Protection | IP67 | |
| | Dimension | 116 x 116 x 45.5 mm (4.56 x 4.56 x 1.79 in) | |
| | Installation | Wall or Pole Mounting | |

Milesight IoT Cloud

Milesight IoT Cloud provides unparalleled levels of vertical integration with Milesight LoRaWAN® devices.



AWS Built on AWS to Provide Confidential and Reliable Infrastructure

Q Licensing with Ease: Just Copy & Paste and Upgrade Is Done



Get the **Free Trial** now and begin your data-driven future.

Transform Real-Time and Historical Data into Drag-and-Drop Widgets on Dashboard



Control Access and Monitor Projects from Anywhere

Email and Mobile Push Notifications based on Triggered Events



DeviceHub

Milesight DeviceHub is a platform which is designed to provide a high-efficiency, low maintenance solution to easily deploy Milesight IoT devices (especially industrial cellular routers) across multiple locations, reducing complexity and increasing productivity.

- Large Scale Deployment
- Real-Time Monitoring
- Comprehensive Report



Milesight VPN

Milesight VPN is a web-based VPN monitoring and management platform

- Intuitive Web GUI
- Connection Status Overview
- Easy to Setup VPN Tunnel
- Access to Remote Devices Securely
- Support up to 1,000+ Connected Devices



Milesight IoT Product Naming Covention

Occupancy & People Counting Sensor

AI Workplace Occupancy Sensor

VS 1 2 1 - 915M

① ② ③ ④

① Occupancy & People Counting Sensor ② Detection Type ③ Detection Technology Type ④ LoRaWAN® Module

- VS121
- VS133
- VS135
- VS330
- VS340
- VS341
- VS350

- ② Detection Type
- 1: People Counting
 - 3: Continuous Perception
 - 4: PIR Single Node Array/Thermopile
 - 5: PIR Arrays/Thermopile

- ③ Detection Technology Type
- 2: RGB
 - 3: ToF

LoRaWAN® Gas Sensor

LoRaWAN® Gas Sensor

GS 1 01 - 915M

① ② ③

① Gas Sensor ② Sub-Series ③ LoRaWAN® Module

- GS101
- GS301

IoT Weather Station

IoT Weather Station

WTS 3 0 5 - 915M

① ② ③ ④

① Weather Station ② Sub-Series ③ Number of Sensors ④ LoRaWAN® Module

- WTS305
- WTS506

- ② Sub-Series
- 3: Standard Version
 - 5: Professional Version

Display Screen

LoRaWAN® IoT Display

DS 3 6 04 - 915M

① ② ③ ④

① Display Screen ② Screen Type ③ Screen Size ④ LoRaWAN® Module

- ② Screen Type
- 3: Three-Pigment E-ink Screen

- ③ Screen Size
- 04: 4.2 Inch

LoRaWAN® Gateway

UG65 - L 04 EU - 915M - EA

① ② ③ ④ ⑤ ⑥

① Model Name ② Cellular Network Type ③ Modem Manufacturer & Model ④ Operating Region ⑤ LoRaWAN® Module ⑥ External Antenna

- ① Model Name
- UG63
 - UG56
 - UG65
 - UG67
 - SG50

- ② Cellular Network Type
- L: 4G LTE

- ③ Modem Manufacturer & Model
- ④ Operating Region
- EU: EMEA/South Korea/Thailand/India
 - AU: Latin America/Australia/New Zealand
 - AF: North America FirstNet

- ⑤ LoRaWAN® Module
- 470M: CN470
 - 868M: RU864/IN865/EU868
 - 915M: US915/AU915/KR920/AS923

LoRaWAN® Sensor

EM500 - UDL 915M

① ② ③

① Model Name ② Sensor Type ③ LoRaWAN® Module

- ① Model Name
- AM102
 - AM102L
 - AM103
 - AM103L
 - AM307
 - AM307L
 - AM308
 - AM308L
 - AM319
 - AM319L
 - EM300
 - EM310
 - EM320
 - EM400
 - EM500
 - TS101
 - TS301
 - TS302

- ② Sensor Type
- UDL: Ultrasonic Distance/Level Sensor
 - SMTC/SMT: Soil Sensor
 - SWL: Submersible Water Level Sensor
 - LGT: Light Sensor
 - PT100: PT100 Temperature Sensor
 - CO₂: CO₂ Sensor
 - PP: Pipe Pressure Sensor
 - TH: Temperature & Humidity Sensor
 - MCS: Magnetic Contact Switch Sensor
 - SLD: Spot Leak Detection Sensor
 - ZLD: Zone Leak Detection Sensor
 - DI: Pulse Counter
 - TLD: ToF Laser Distance
 - MUD: Multifunctional Ultrasonic Distance
 - CL: Capacitive Level

- ③ LoRaWAN® Module
- 470M: CN470
 - 868M: RU864/IN865/EU868
 - 915M: US915/AU915/KR920/AS923

LoRaWAN® Controller

UC511 - DI - 915M - EA

① ② ③ ④

① Model Name ② Interface (For UC51x Only) ③ LoRaWAN® Module ④ External Antenna

- ① Model Name
- UC100
 - UC300
 - UC501
 - UC502
 - UC511
 - UC512

- ② Interface (For UC51x Only)
- Digital Input (Pulse Counter)

- ③ LoRaWAN® Module
- 470M: CN470
 - 868M: RU864/IN865/EU868
 - 915M: US915/AU915/KR920/AS923

LoRaWAN® Thermostat

WT 3 01 - 915M

① ② ③

① Wireless Thermostat ② Sub-Series ③ LoRaWAN® Module

- ② Sub-Series
- 1: Smart Radiator Thermostat2:
 - Smart Thermostat
 - 3: Fan Coil Thermostat

CoWork Series

LoRaWAN® Smart Button

WS 10 1 – 915M

① ② ③

- ① Workplace Sensor
- ② Number of Buttons
- ③ LoRaWAN® Module

LoRaWAN® Smart Scene Panel

WS 1 5 6 – 915M

① ②③ ④

- ① Workplace Sensor
 - WS136
 - WS156
- ② Display
 - 5: E- Ink Screen
 - 3: PVC Sticker
- ③ Number of Buttons
- ④ LoRaWAN® Module

LoRaWAN® Sensor

WS 20 2 – 915M

① ② ③

- ① Workplace Sensor
 - WS201
 - WS202
 - WS203
- ② Number of Sensors
 - 1: ToF
 - 2: PIR & Light
 - 3: TH & Motion
- ③ LoRaWAN® Module

LoRaWAN® Sensor

WS 30 1 – 915M

① ② ③

- ① Workplace Sensor
 - WS301
 - WS302
 - WS303
- ② Sub-series
 - 1. Magnetic Contact Switch
 - 2. Sound Level Sensor
 - 3. Mini Leak Detection Sensor
- ③ LoRaWAN® Module

LoRaWAN® Smart Wall Switch

WS 50 1 – 915M

① ② ③

- ① Workplace Sensor
- ② Number of Gang
- ③ LoRaWAN® Module

LoRaWAN® Smart Wall Socket

WS 51 3 – 915M

① ②

- ① Workplace Sensor
- ② LoRaWAN® Module

LoRaWAN® Smart Portable Socket

WS 52 3 – 915M

① ② ③

- ① Workplace Sensor
- ② Grounding
 - 2. No Grounding
 - 3. Grounding
- ③ LoRaWAN® Module

Smart Light Controller

WS 55 8 – 915M

① ② ③

- ① Workplace Sensor
- ② Number of Circuits
- ③ LoRaWAN® Module

Asset Tracker

Outdoor Asset Tracker

AT 101 – 915M

① ②

- ① Asset Tracker
 - AT101
- ② LoRaWAN® Module